

## High Quality Marine Pipe

### 6463 Marine Pipe comes Boxed and Poly-Sleeved

**Suggested Applications:** T-Tops, Tuna Towers, Half Towers, Marlin Towers, Leaning Posts, Bow Rails, Poling Platforms, etc.

#### Western Extrusions: POLISHED Bright Dipped Anodized

##### SCH 40 Pipe x 23' (6463-T66)

<u>Stock Code</u>	<u>Size in Inches</u>	<u>Pcs/Box (Lin Ft/Box)</u>
25-BDW-105A*	3/4	10 (230')
25-BDW-110A*	1	6 (138')
25-BDW-115	1-1/4	6 (138')
25-BDW-120	1-1/2	5 (115')
25-BDW-125	2	4 (92')
<u>25-BDW-130</u>	2-1/2	2 (46')
<u>25-BDW-135</u>	3	2 (46')



Polished and Bright Dipped



Lite Brushed and Bright Dipped

#### Western Extrusions: LITE BRUSHED Bright Dipped Anodized

##### SCH 40 Pipe x 23' (320 grit) (6463-T66)

25-BRW-105B*	3/4	10 (230')
25-BRW-110B*	1	6 (138')
25-BRW-115	1-1/4	6 (138')
25-BRW-120	1-1/2	5 (115')
25-BRW-125	2	4 (92')
<u>25-BRW-130</u>	2-1/2	2 (46')
<u>25-BRW-135</u>	3	2 (46')

\* Designed for 3/4" and 1" Sleeve Together  
Pipe Aligners Available: Marine p15

#### Western Extrusions: POLISHED Bright Dipped Anodized

##### SCH 80 Pipe x 23' (6463-T66)

26-BDW-115	1-1/4	6 (138')
26-BDW-120	1-1/2	5 (115')
<u>25-BD-125C</u>	2	4 (92')
<u>26-BDW-130</u>	2-1/2	2 (46')

#### Western Extrusions: LITE BRUSHED Bright Dipped Anodized

##### SCH 80 Pipe x 23' (320 Grit) (6463-T66)

<u>26-BRW-115</u>	1-1/4	6 (138')
<u>26-BRW-120</u>	1-1/2	5 (115')
<u>26-BRW-215</u>	2	4 (92')

#### BON-L: POLISHED Bright Dipped Anodized


##### SCH 40 Pipe x 23' (6463-T67)

<u>Stock Code</u>	<u>Size in Inches</u>	<u>Pcs/Box (Lin Ft/Box)</u>
25-BD-100	1/2	16 (368')
<u>25-BD-105A*</u>	3/4	12 (276')
MILL ORDER <u>25-BD-110A</u>	1	8 (184')
<u>25-BD-115</u>	1-1/4	6 (138')
<u>25-BD-120</u>	1-1/2	5 (115')

#### BON-L: LITE BRUSHED Bright Dipped Anodized

##### SCH 40 Pipe x 23' (320 Grit) (6463-T67)

25-BR-100	1/2	16 (368')
<u>25-BR-105B*</u>	3/4	12 (276')
<u>25-BR-110B*</u>	1	8 (184')
<u>25-BR-115</u>	1-1/4	6 (138')
<u>25-BR-120</u>	1-1/2	5 (115')



#### SCH 40 Aluminum Pipe End Caps

##### Mill Finish

APC-100-MF	1
APC-125-MF	1-1/4
APC-150-MF	1-1/2
APC-200-MF	2

##### Anodized

APC-750	3/4
APC-100	1
APC-125	1-1/4
APC-150	1-1/2
APC-200	2




#### SCH 40 Black Plastic End Caps

RN1-1/4DBK1 1"



Scan QR Code to view  
Marine Section online

Marine 01



#### EMS FL

1-800-432-2204  
(561) 588-4780 - fax

#### EMS NC

1-800-343-8154  
(704) 391-2267 - fax

#### EMS TX

1-800-996-6061  
(281) 656-2297 - fax

#### EMS MO

1-888-822-6061  
(314) 344-3349 - fax


**Additional Locations:** West Palm Beach & Lakeland, FL; Newark, DE and Birmingham, AL

**Eastern Metal Supply** website: [www.EasternMetal.com](http://www.EasternMetal.com) e-mail: [info@EasternMetal.com](mailto:info@EasternMetal.com) version: 12/02/15

## 6463 Marine Pipe - 6463 Marine Pipe comes Boxed and Poly-Sleeved

### Polished/Non-Anodized SCH 10 Marine Pipe (6463)


<u>Stock Code</u>	<u>Size in Inches</u>	<u>Pcs/Box (Lin Ft/Box)</u>
52-63-5179	1-1/2 x 20'	6 (120')



Mill Finish Pipe

### Mill Finish SCH 40 Marine Pipe (6463)

<u>Stock Code</u>	<u>Size in Inches</u>	<u>Pcs/Box (Lin Ft/Box)</u>
52-63-6926	3/4 x 23'	12 (276')
52-63-6927	1 x 23'	10 (230')
52-63-6928	1-1/4 x 23'	6 (138')
52-63-6929	1-1/2 x 23'	6 (138')
52-63-6930	2 x 23'	4 (92')
52-63-6931	2-1/2 x 23'	2 (46')



### SCH 40 Aluminum Pipe End Caps

<u>Mill Finish</u>	
APC-100-MF	1
APC-125-MF	1-1/4
APC-150-MF	1-1/2
APC-200-MF	2
<u>Anodized</u>	
APC-750	3/4
APC-100	1
APC-125	1-1/4
APC-150	1-1/2
APC-200	2

### Mill Finish SCH 80 Marine Pipe (6463)

<u>Stock Code</u>	<u>Size in Inches</u>	<u>Pcs/Box (Lin Ft/Box)</u>
52-63-6933	2 x 23'	2 (46')
52-63-6932	2-1/2 x 23'	2 (46')

## Mill Finish Structural Pipe

### Mill Finish SCH 10 Aluminum Pipe (6463-T67)

<u>Stock Code</u>	<u>Size in Inches</u>
32-64-210	2 x 23'

## SCH 40 Aluminum Pipe

### Mill Finish - 6063-T52

<u>Stock Code</u>	<u>Size in Inches</u>
18-63-220	3/4 x 20'
18-63-221	3/4 x 23'
18-63-225	1 x 20'
18-63-226	1 x 23'
18-63-230	1-1/4 x 20'
18-63-233	1-1/4 x 23'
18-63-232	1-1/4 x 24'
18-63-235	1-1/2 x 20'
18-63-236	1-1/2 x 23'
18-63-240	2 x 20'
18-63-241	2 x 23'
18-63-245	2-1/2 x 20'
18-63-250	3 x 20'

### Mill Finish - 6061-T6

<u>Stock Code</u>	<u>Size in Inches</u>
18-61-215	1/2 x 20'
18-61-220	3/4 x 20'
18-61-222	3/4 x 24'
18-61-225	1 x 20'
18-61-230	1-1/4 x 20'
18-61-235	1-1/2 x 20'
18-61-240	2 x 20'
18-61-241	2 x 24'
18-61-243	2 x 30'
18-61-246	2-1/2 x 22'
18-61-245 (NC)	2-1/2 x 20'
18-61-250	3 x 20'



### SCH 40 Black Plastic End Caps

RN1-1/4DBK1 1"

*Pipe Aligners Available:  
Marine p 15*

## Bright Dipped Anodized Drawn Tube x 20'

**Suggested Applications:** Bow Rails, Handrails, Canvas Top Frames, Bimini Tops, etc.

<u>Stock Code</u>	<u>Size in Inches</u>	<u>Lgths./Box</u>	<u>Stock Code</u>	<u>Size in Inches</u>	<u>Lgths./Box</u>
25-BD-460	3/4 x .058	54	25-BD-467	7/8 x .058 (24')	38
25-BD-463	7/8 x .058 (16')	38	MILL ORDER <u>25-BD-468</u>	7/8 x .095	38
25-BD-465	7/8 x .058	38	<u>25-BD-469</u>	7/8 x .095 (24')	38

## Superbuff Stainless Steel Tube x 24' 2"

**304 Alloy typically used in Freshwater applications**


25-304-100	7/8 x 16 gauge (.062)	30
25-304-105	1 x 16 gauge (.062)	16

**316 Alloy typically used in Saltwater applications**

<u>25-316-100</u>	7/8 x 16 gauge (.062)	30
<u>25-316-105</u>	1 x 16 gauge (.062)	16



Marine 02



### EMS FL

1-800-432-2204  
(561) 588-4780 - fax

### EMS NC

1-800-343-8154  
(704) 391-2267 - fax

### EMS TX

1-800-996-6061  
(281) 656-2297 - fax

### EMS MO

1-888-822-6061  
(314) 344-3349 - fax

Add'l Locations: West Palm Beach & Lakeland, FL; Newark, DE; Birmingham, AL; Akron, OH; Van Buren, AR


**Eastern Metal Supply** website: [www.EasternMetal.com](http://www.EasternMetal.com) e-mail: [info@EasternMetal.com](mailto:info@EasternMetal.com) version: 11/07/17

# Oval Tube and Ladder Rung



**Oval Tube x 20' (6463-T67) Available: Polished and Bright Dipped, Brushed and Bright Dipped and Mill Finish**  
**Suggested Applications:** *Ladder Steps, T-Top Braces, Tower Supports, etc.*

<u>Stock Code</u>	<u>Size in Inches</u>	<u>Lgths./Box</u>
52-63-6354	1 x 1-1/2 (Mill Finish)	10
25-BD-200	1 x 1-1/2 (BDA Polished)	10
25-BR-200	1 x 1-1/2 (BDA Brushed)	10
25-MF-220	1 x 1-7/8 (Mill Finish) x 22'	8
25-BR-205	1 x 1-7/8 (BDA Brushed)	8
25-BD-205	1 x 1-7/8 (BDA Polished)	8
<u>25-BD-208</u>	1-1/4 x 2-3/8 (BDA Polished)	6
25-BD-210	1-1/4 x 3 (BDA Polished)	6
25-BR-210	1-1/4 x 3 (BDA Brushed)	6
25-MF-210	1-1/4 x 3 (Mill Finish)	6
25-BD-215	1-1/4 x 4 (1/8" wall - BDA Polished)	4
25-BR-215	1-1/4 x 4 (1/8" wall - BDA Brushed)	4
25-64-216	1-1/4 x 4 (1/8" wall - Mill Finish)	4
<u>25-BRW-217</u>	1-1/4 x 4 (.140" wall - BDA Brushed)	4



Polished and Bright Dipped

## Ladder Rung Extrusions

### Slotted Oval Tube x 20' (Polished and Bright Dipped 6463-T67)


25-BD-250	1 x 1-1/2 (small insert VI-SM)	10
25-BD-255	1 x 1-7/8 (large insert VL-LG)	8
<u>25-BD-212</u>	1-1/4 x 3 (double slot; small insert VI-SM)	6
<u>25-BD-206 - NEW!</u>	1 x 1-7/8 (3 slots 40-63-2060; polished)	8
<u>25-MF-206 - NEW!</u>	1 x 1-7/8 (3 slots 40-63-2060; Mill Finish)	8



Slotted Oval Tubes (left to right):  
25-BD-250, 25-BD-255, 25-BD-212, 25-BD-206



3 Slotted Oval Tube with Insert



Insert Material (top to bottom):  
VI-SM, VI-LG, 40-63-2060

### Insert Material

VI-SM	1-1/2 (mates with 25-BD-250 & 25-BD-212)
VI-LG	1-7/8 (mates with 25-BD-255)
40-63-2060 - <b>NEW!</b>	3 Groove Tread Insert (bagged 20' sections; mates with 25-BD/MF-206)

### Polished and Bright Dipped Oval Tube with Ribs x 20' (6463-T66)

**Applications:** *Ladder Steps, T-Top Braces, Tower Supports, etc.*

<u>25-BD-225</u>	1 x 1-1/2 (3 Ribs)	10
25-BD-245	1 x 1-1/2 (7 Ribs)	10



Polished and Bright Dipped Oval  
(3 Ribs: left; 7 Ribs: right)

### Polished and Bright Dipped Oval Tube x 20' - Non Skid (6463-T67)

**Applications:** *Ladder Steps, T-Top Braces, Swim Platforms, etc.*

**Non-Skid Finish on Both Flat Surfaces, All other surfaces are Polished**

25-NS-200	1 x 1-1/2 (Non Skid)	10
25-NS-205	1 x 1-7/8 (Non Skid)	8
<u>25-NS-215</u>	1.29 x 1.757 Tower Step x 20'	8
25-BD-226	3" Knurled Ladder Rung x 12'	
<u>DVLDR</u>	Black Dive Ladder End Caps; Mates with 25-BD-226	



Tower Step




3" Knurled Ladder Rung



Ladder End Cap: DVLDR

Marine 03



#### EMS FL

1-800-432-2204  
(561) 588-4780 - fax

#### EMS NC

1-800-343-8154  
(704) 391-2267 - fax

#### EMS TX

1-800-996-6061  
(281) 656-2297 - fax

#### EMS MO

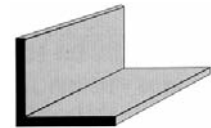
1-888-822-6061  
(314) 344-3349 - fax

Add'l Locations: West Palm Beach & Lakeland, FL; Newark, DE; Birmingham, AL; Akron, OH; Van Buren, AR

**Eastern Metal Supply** [website: www.EasternMetal.com](http://www.EasternMetal.com) [e-mail: info@EasternMetal.com](mailto:info@EasternMetal.com) [version: 11/01/17](#)

**Polished BDA Architectural Angle x 20' - Smooth Finish**

<u>Stock Code</u>	<u>Size in Inches</u>	<u>Lgths./Box</u>
25-BD-300	2 x 2 x 1/4	6 (Used to fabricate Brushed Mounting Angle)



Architectural Angle

**Polished BDA Structural Angle x 20' - Smooth Finish**

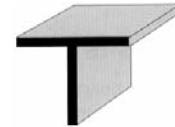
<u>Stock Code</u>	<u>Size in Inches</u>	<u>Lgths./Box</u>
25-BD-303	2 x 2 x 1/4	6



Structural Angle

**Polished BDA Architectural Tee x 20' - Smooth Finish**

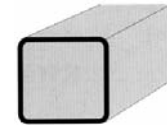
<u>Stock Code</u>	<u>Size in Inches</u>	<u>Lgths./Box</u>
25-BD-305	2 x 2 x 1/4	6



Architectural Tee

**Polished BDA Square Tube w/ Radius Corner x 20'**

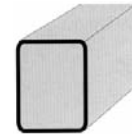
<u>Stock Code</u>	<u>Size in Inches</u>	<u>Lgths./Box</u>
25-BD-310	1 x 1 x 1/8	10
25-BD-315	2 x 2 x 1/8	6



Square Tube w/Radius

**Polished BDA Rectangular Tube w/ Radius Corner x 20'**


<u>Stock Code</u>	<u>Size in Inches</u>	<u>Lgths./Box</u>
25-BD-320	1 x 2 x 1/8	8
25-BD-325	1 x 3 x 1/8	6



Rectangular Tube w/Radius

**6463-T6 Polished BDA Flat Bar x 12' (Sharp Corner)**

<u>Stock Code</u>	<u>Size in Inches</u>	<u>Lgths./Box</u>
25-BD-415	1/8 x 4	16
25-BD-400	1/4 x 2	16
25-BD-405	1/4 x 3	10
25-BD-410	1/4 x 4	8
25-BD-417	3/8 x 4	4
25-BD-416	3/8 x 5	4 (used for Outrigger Bases)



Flat Bar (Sharp Corner)

**Mini Plate - Brushed (320 Grit) and Bright Dipped Anodized**

<u>Stock Code</u>	<u>Size in Inches</u>
25-BRW-415	1/4 x 12" x 48" (Used to make: Brackets, Mounting Plates, Braces & more)



Flat Bar (Radius Corner)

**6463-T6 Brushed (320 Grit) BDA Flat Bar x 12' (Sharp Corner)**

<u>Stock Code</u>	<u>Size in Inches</u>	<u>Lgths./Box</u>
25-BRW-400	1/4 x 2	16
25-BRW-405	1/4 x 3	10
25-BRW-410	1/4 x 4	8

**6463-T6 Polished BDA Flat Bar x 12' (Radius Corner)**

<u>Stock Code</u>	<u>Size in Inches</u>	<u>Lgths./Box</u>
25-BD-420	1/4 x 2	16
25-BD-425	3/8 x 2	10
25-BD-428	1/2 x 1-1/2	12
25-BD-430	1/2 x 2	8


**6463-T6 Flat Bar x 12' Mill Finish (Sharp Corner)**

<u>Stock Code</u>	<u>Size in Inches</u>	<u>Stock Code</u>	<u>Size in Inches</u>
10-64-340	1/4 x 2	10-64-360	1/4 x 5
10-64-345	1/4 x 2-1/2	10-64-365	1/4 x 6
10-64-350	1/4 x 3	10-64-440	3/8 x 4
10-64-353	1/4 x 3-1/2	10-64-443	3/8 x 5
10-64-355	1/4 x 4	10-64-445	3/8 x 6
10-64-358	1/4 x 4-1/2		



*Additional Sizes and Alloys of Sheet & Plate are available in the Standards Section (pages 05-08)*

Marine 04



**EMS FL**

1-800-432-2204  
(561) 588-4780 - fax

**EMS NC**

1-800-343-8154  
(704) 391-2267 - fax

**EMS TX**

1-800-996-6061  
(281) 656-2297 - fax

**EMS MO**

1-888-822-6061  
(314) 344-3349 - fax

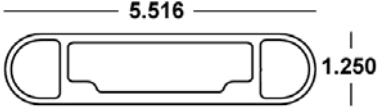


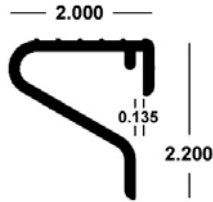
**Additional Locations:** West Palm Beach & Lakeland, FL; Newark, DE and Birmingham, AL

**Eastern Metal Supply**

**website:** [www.EasternMetal.com](http://www.EasternMetal.com)

**e-mail:** [info@EasternMetal.com](mailto:info@EasternMetal.com)

**version:** 08/15/16

<p><b>Outrigger Oval Extrusion x 20'</b>  <b>25-BR-211</b> 1-1/4 x 5.516  Bright Dipped Anodized Brushed  4 lengths per box</p> 	<p><b>Awning Track x 16'</b>  <b>25-BD-470</b> Bright Dipped Anodized</p> 
<p><b>Slide Track Channel x 14'</b>  <b>25-BD-475</b> Bright Dipped Anodized</p> 	<p><b>Gunwale/Gunnel x 32'</b>  <b>52-61-672</b> 2.2 x 2 x 1/8  Wt./ Ft: 0.850 6061-T6 Mill Finish  <i>Suggested Applications: Boat Gunwales/Gunnels, Airboat applications</i></p> 

## Marine Grade Sheet - 5052 H32 Mill Finish

Federal Specifications QQA 250

<u>Stock Code</u>	<u>Size in Inches</u>	<u>Approx. Wt/Sheet</u>
50-5052-4896	.190 x 48 x 96	85.12
<u>50-52-48120</u>	.190 x 48 x 120	106.40
50-03-183 (NC/TX)	.190 x 48 x 120	106.40
50-03-185	.190 x 48 x 144	127.68
<u>50-03-186</u>	.190 x 60 x 120	133.00
50-03-187	.190 x 60 x 144	159.60
50-03-191	.250 x 60 x 144	209.40
50-03-300	.250 x 48 x 96	111.68
50-03-188	.250 x 48 x 120	139.60
50-03-190	.250 x 48 x 144	167.52



Marine 05



**EMS FL**

1-800-432-2204  
(561) 588-4780 - fax

**EMS NC**

1-800-343-8154  
(704) 391-2267 - fax

**EMS TX**

1-800-996-6061  
(281) 656-2297 - fax

**EMS MO**

1-888-822-6061  
(314) 344-3349 - fax

Add'l Locations: West Palm Beach & Lakeland, FL; Newark, DE; Birmingham, AL; Akron, OH; Van Buren, AR

**Eastern Metal Supply** website: [www.EasternMetal.com](http://www.EasternMetal.com) e-mail: [info@EasternMetal.com](mailto:info@EasternMetal.com) version: 11/01/17