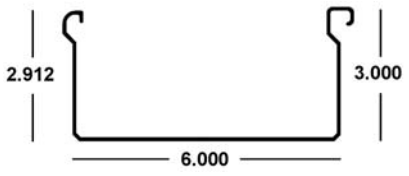
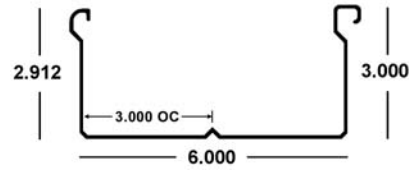


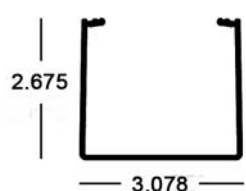
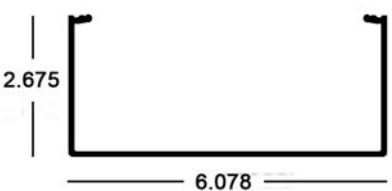
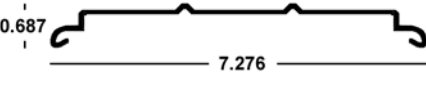
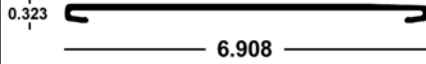

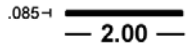
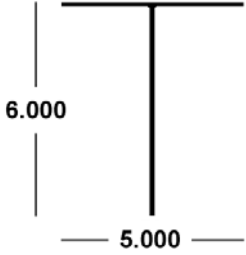


Canopy & Walkway Systems: Decking

- Custom lengths, finishes and additional profiles are available on a minimum mill order basis.

<p>3" x 6" Self Mating Pan x 24' 6063-T6 Mill Finish 56-63-015 (FL) (0.065 - Light Wall) Mill Order (0.078 - Heavy Wall)</p> 	<p>3" x 6" Self Mating Pan 6063-T6 Mill Finish (3" On Center V) Mill Order (0.078 - Heavy Wall)</p> 	<p>2" x 8" Self Mating Pan Mill Order</p> 
<p>WWC-17 "P" Pan x 24' 2" Wall: .060 Mates with WWC-19 6063-T6 - 204 R1 Anodized 56-63-001 (FL)</p> 	<p>1/2 Bottom Clear Anodized <i>Mates with 2-3/4 Top & 4-1/2 Top</i> EMS TX - Stock 20' & 24'</p> 	<p>Bottom Clear Anodized <i>Mates with 2-3/4 Top & 4-1/2 Top</i> EMS TX - Stock 20' & 24'</p> 
<p>WWC-19 "P" Cap (Flat) x 24' 2" Wall: .060 Mates with WWC-17 6063-T6 - 204 R1 Anodized 56-63-008 (FL)</p> 	<p>2-3/4 Top Clear Anodized <i>Mates with 1/2 Bottom & Bottom</i> EMS TX - Stock 20' & 24'</p> 	<p>4-1/2 Top Clear Anodized <i>Mates with 1/2 Bottom & Bottom</i> EMS TX - Stock 20' & 24'</p> 
<p>2" Pan End Cap x 12' 1" Wall: .085 6063-T6 - Mill Finish 10-63-100 (FL)</p> 	<p>T-Flashing Mill Order</p> 	

Architectural 04



Eastern Metal Supply
Quality Shapes In Aluminum

EMS FL
1-800-432-2204
(561) 588-4780 - fax

EMS NC
1-800-343-8154
(704) 391-2267 - fax

EMS TX
1-800-996-6061
(281) 656-2297 - fax

EMS MO
1-888-822-6061
(314) 344-3349 - fax

Additional Locations: West Palm Beach & Lakeland, FL and Newark, DE

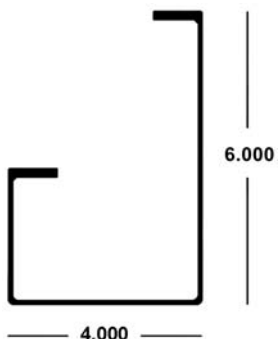
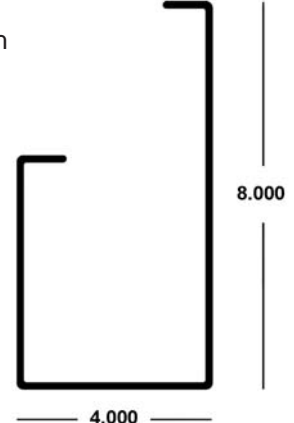
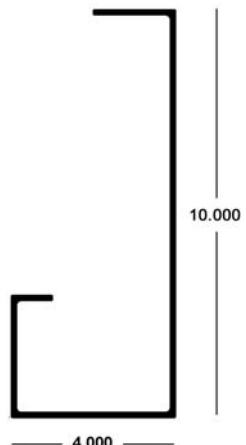
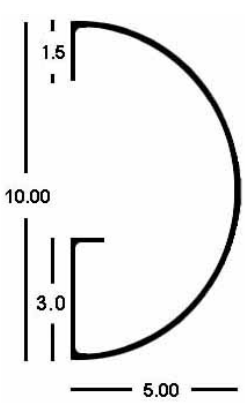


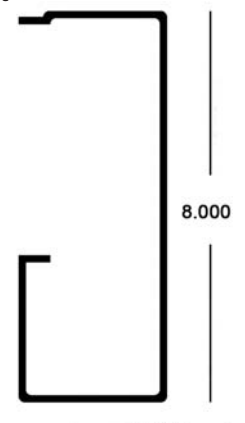
website: www.easternmetal.com

e-mail: info@easternmetal.com

version: 01/03/11

Canopy & Walkway Systems: Structure

- Custom lengths, finishes and additional profiles are available on a minimum mill order basis.

<p>4" x 6" Gutter Fascia (.093 Wall) 56-63-033 (FL) Mill Finish 56-MB-036 (FL) Bronze</p> 	<p>4" x 8" Gutter Fascia x 24' (.125 Wall) 56-63-016 (FL) 6063-T6 Mill Finish</p> 	
<p>4" x 10" Gutter Fascia (.125 Wall) Mill Order</p> 	<p>10" Half Round Bull Nose Gutter Mill Order (FL)</p> 	
<p>6.1 Fascia x 24' Wall: .070 6063-T6 204 R1 Anodized 56-63-005 (FL)</p> 	<p>6.404 x 1 Side Fascia x 24' (F-2 - w/hook) Wall: .070 6063-T6 204 R1 Anodized 56-63-007 (FL)</p> 	<p>3 x 8 Gutter Fascia Wall: .125 Stocked at EMS TX</p> 

Architectural 05



Eastern Metal Supply
 Quality Shapes In Aluminum

EMS FL
 1-800-432-2204
 (561) 588-4780 - fax

EMS NC
 1-800-343-8154
 (704) 391-2267 - fax

EMS TX
 1-800-996-6061
 (281) 656-2297 - fax

EMS MO
 1-888-822-6061
 (314) 344-3349 - fax

Additional Locations: West Palm Beach & Lakeland, FL; Newark, DE and Birmingham, AL

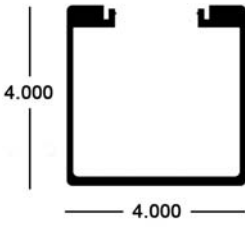
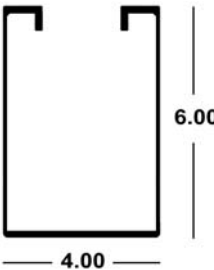

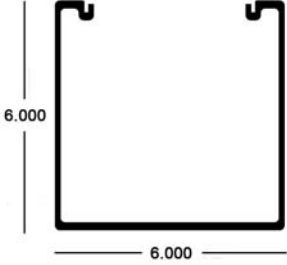
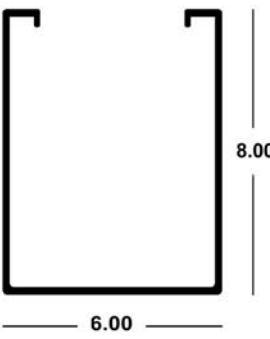
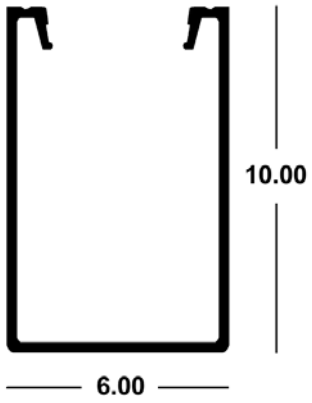
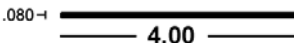
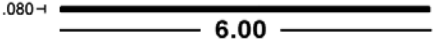
website: www.easternmetal.com

e-mail: info@easternmetal.com

version: 02/10/12

Canopy & Walkway Systems: Structure

- Custom lengths, finishes and additional profiles are available on a minimum mill order basis.

<p>4 x 4 Gutter Beam Wall: .150 Stocked at EMS TX</p> 	<p>4 x 6 Gutter Beam x 24' 2" Wall: .190/.125 6063-T6 - 204 R1 Anodized 56-63-011 (FL)</p> 	<p>4 x 8 Gutter Beam Wall: .190/.150 6063-T6 - 204 R1 Anodized 56-63-013 (FL) x 24' 2"</p> 
<p>6 x 6 Gutter Beam Wall: .130/.190 Stocked at EMS TX</p> 	<p>6 x 8 x .190 Gutter Beam (Standard) GB-12-A 6063-T6 - 204 R1 Anodized 56-63-021 (FL) x 25' 56-63-022 (FL) x 30' 6063-T6 Mill Finish 56-63-023 (FL) x 25' 56-63-024 (FL) x 30'</p> 	<p>6 x 10 x .190 Gutter Beam (Standard) GB-13 6063-T6 - 204 R1 Anodized 56-63-029 (FL) x 25' 56-63-030 (FL) x 30' 6063-T6 Mill Finish 56-63-031(FL) x 25' 56-63-032 (FL) x 30'</p> 
<p>4" Gutter Beam End Cap x 97" Wall: .080 6063-T6 - 204 R1 Anodized 52-63-11157 (FL)</p> 	<p>6" Gutter Beam End Cap x 97" Wall: .080 6063-T6 - 204 R1 Anodized 52-63-11158 (FL)</p> 	

Architectural 06



Eastern Metal Supply
Quality Shapes In Aluminum

EMS FL
1-800-432-2204
(561) 588-4780 - fax

EMS NC
1-800-343-8154
(704) 391-2267 - fax

EMS TX
1-800-996-6061
(281) 656-2297 - fax

EMS MO
1-888-822-6061
(314) 344-3349 - fax

Additional Locations: West Palm Beach & Lakeland, FL; Newark, DE and Birmingham, AL

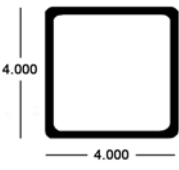
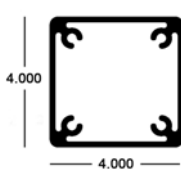
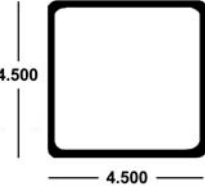
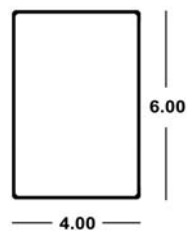
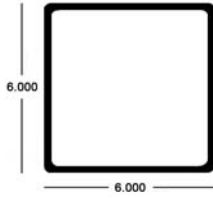
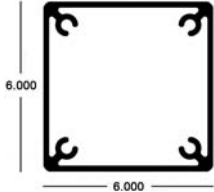
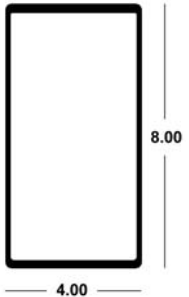



website: www.easternmetal.com

e-mail: info@easternmetal.com

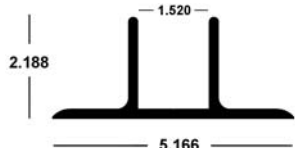
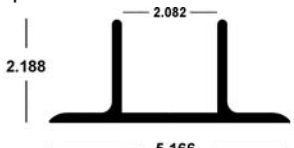
version: 02/10/12

Canopy & Walkway Systems: Structure

- Custom lengths, finishes and additional profiles are available on a minimum mill order basis.

<p>4 Sq. Tube (.125 radius) 6063-T6 - 204 R1 Anodized 56-63-003 (FL) x .125 Wall x 24' 6" 56-63-010 (FL) x .150 Wall x 22'</p> 	<p>4" Boss Column Wall: .156 6005T6 Clear Anodized 61-63-405 (TX) 4" sq. x 24' 61-63-400 (TX) 4" sq. x 30'</p> 	<p>4.5 x .093 Sq. Tube (.125 radius) 6063-T6 56-MB-034 Bronze x 20' 56-MB-035 Bronze x 24'</p> 	<p>4 x 6 x .150 Rect. Tube x 24' 2" (.125 radius) 6063-T6 204 R1 Anodized 56-63-004 (FL)</p> 
<p>6" Square Tube Wall: .180 Stocked at EMS TX</p> 	<p>6" Boss Column Wall: .180 6005T6 Clear Anodized 61-63-600 (TX) 6" sq. x 24' 61-63-605 (TX) 6" sq. x 30'</p> 	<p>4 x 8 Rect. Tube x 24' 6" Wall: .190/.150 6063-T6 204 R1 Anodized 56-63-014 (FL)</p> 	
<p>6 x 8 Rect. Tube x 25' With Radius Wall: .188 6063-T6 - 204 R1 Anodized 56-63-017 (FL)</p> <p>56-63-018 (FL) x 30'</p> <p>6063-T6 Mill Finish 56-63-019 (FL)</p> <p>56-63-020 (FL) x 30'</p> 	<p>6 x 10 Rect. Tube x 25' With Radius Wall: .190 6063-T6 - 204 R1 Anodized 56-63-025 (FL)</p> <p>56-63-026 (FL) x 30'</p> <p>6063-T6 Mill Finish 56-63-027 (FL)</p> <p>56-63-028 (FL) x 30'</p> 	<p>6 x 12 Rect. Tube x 24' With Radius Wall: .250 6063-T6 Mill Finish 20-63-800 (FL)</p> 	

Canopy & Walkway Systems: Misc.

<p>1-1/2" Tie Back Clip Mill Order Receives 1-1/2" Square Tube</p> 	<p>2" Tie Back Clip x 12' 40-63-262 6063-T6 Mill Finish Receives 2" Square Tube</p> 
--	---

Architectural 07



Eastern Metal Supply
Quality Shapes In Aluminum

[EMS FL](#)

1-800-432-2204
(561) 588-4780 - fax

[EMS NC](#)

1-800-343-8154
(704) 391-2267 - fax

[EMS TX](#)

1-800-996-6061
(281) 656-2297 - fax

[EMS MO](#)

1-888-822-6061
(314) 344-3349 - fax

Additional Locations: West Palm Beach & Lakeland, FL; Newark, DE and Birmingham, AL

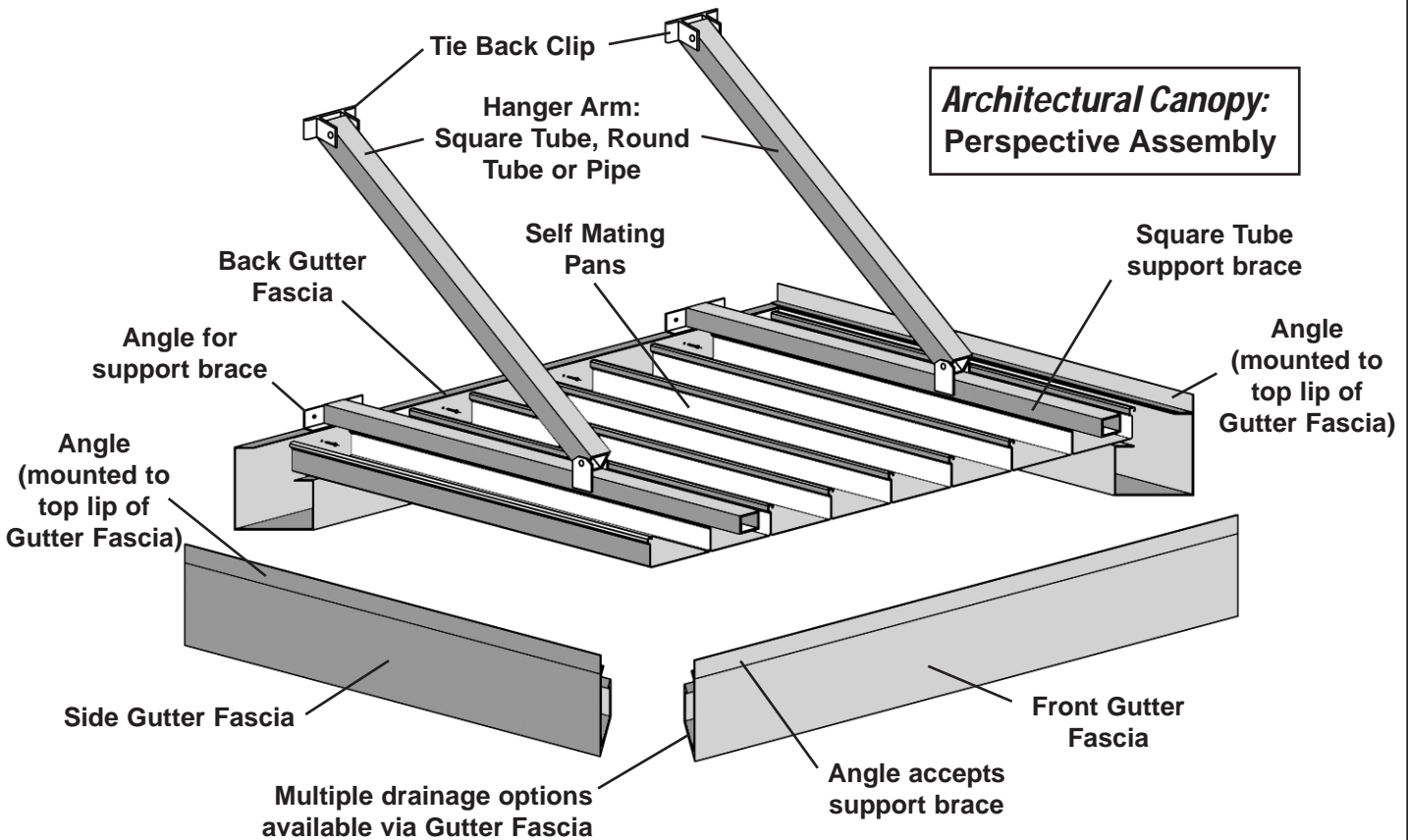
website: www.easternmetal.com

e-mail: info@easternmetal.com

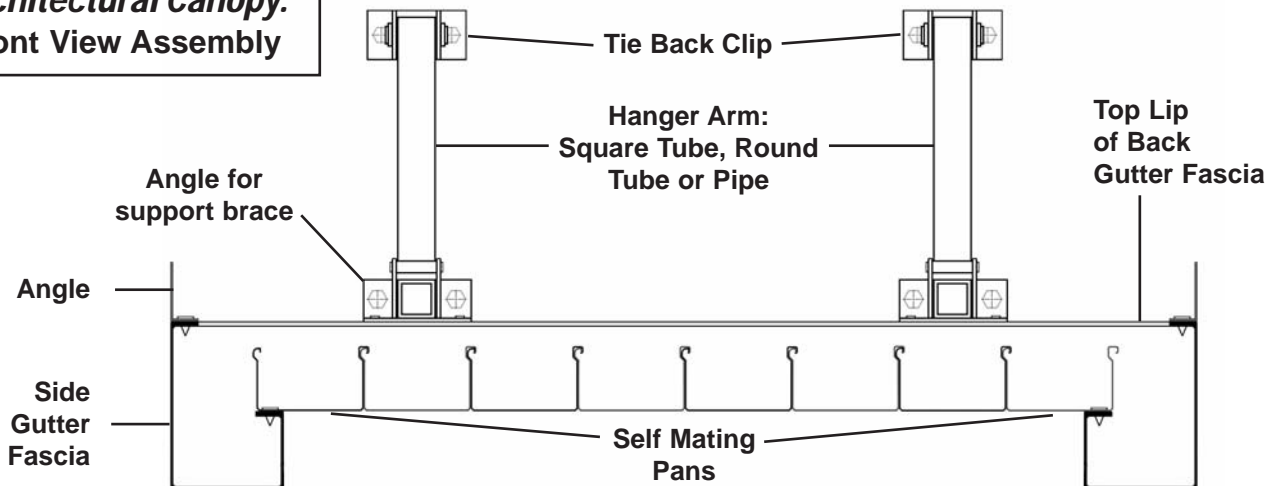
version: 02/10/12

Architectural Canopy Schematic

Available in: Mill Finish & Anodized; Various Lengths & Alloys



Architectural Canopy: Front View Assembly



Front Gutter Fascia removed to display interior components of canopy

Architectural 08



Eastern Metal Supply
Quality Shapes In Aluminum

EMS FL
1-800-432-2204

(561) 588-4780 - fax

EMS NC
1-800-343-8154

(704) 391-2267 - fax

EMS TX
1-800-996-6061

(281) 656-2297 - fax

EMS MO
1-888-822-6061

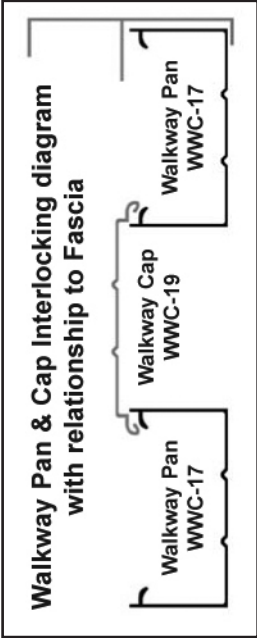
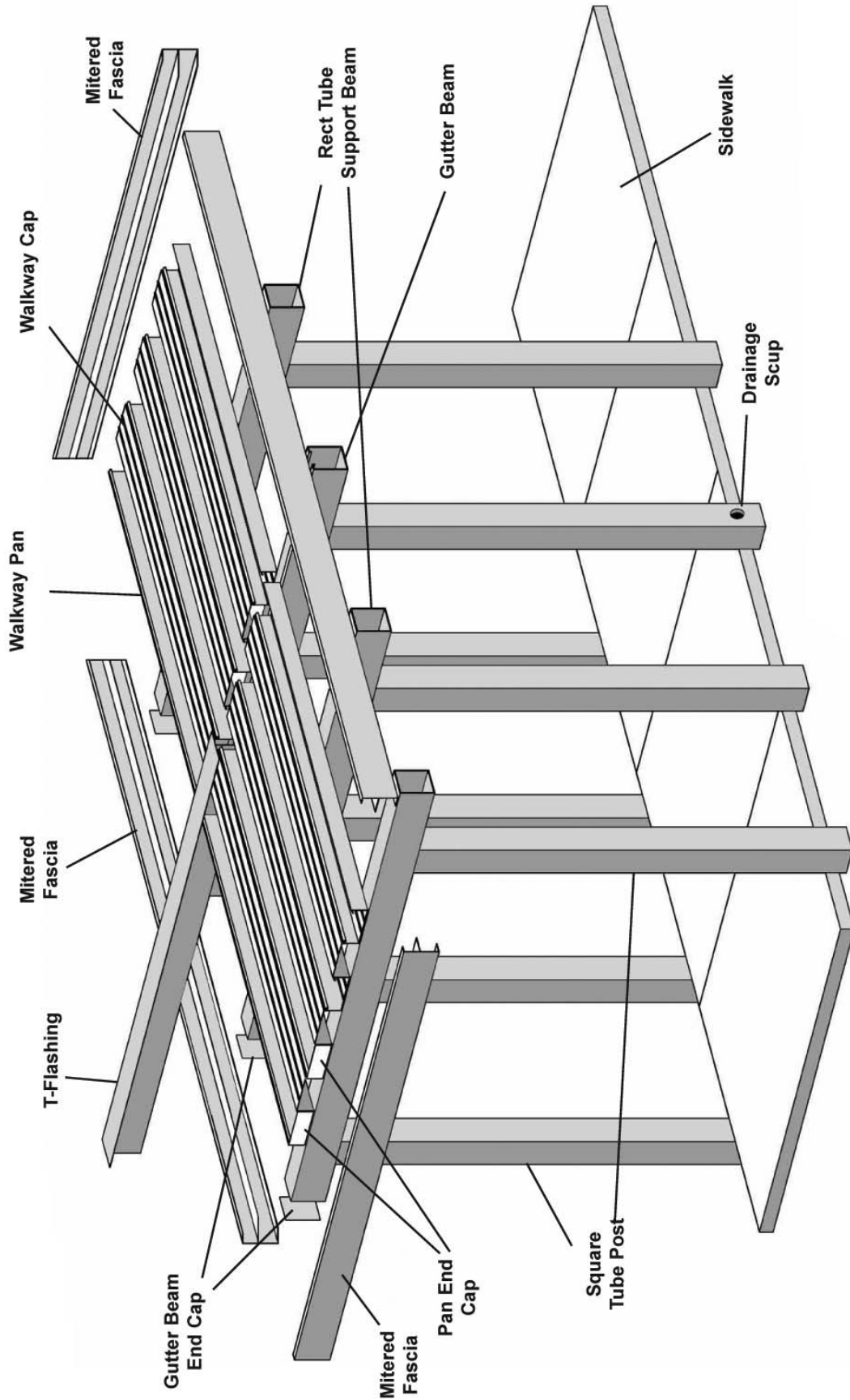
(314) 344-3349 - fax

Additional Locations: West Palm Beach & Lakeland, FL and Newark, DE

website: www.easternmetal.com

e-mail: info@easternmetal.com

version: 09/01/10



Walkway Schematic - Now Stocking!
Standard Walkway Shapes - 204 R1 Anodized

Architectural 09



Eastern Metal Supply
 Quality Shapes In Aluminum

EMS FL
 1-800-432-2204
 (561) 588-4780 - fax

EMS NC
 1-800-343-8154
 (704) 391-2267 - fax

EMS TX
 1-800-996-6061
 (281) 656-2297 - fax

EMS MO
 1-888-822-6061
 (314) 344-3349 - fax

Additional Locations: West Palm Beach & Lakeland, FL and Newark, DE

website: www.easternmetal.com e-mail: info@easternmetal.com version: 01/03/11