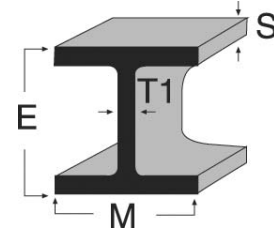


Boat Lift Extrusions and Accessories

Structural Aluminum I-Beam (Aluminum Association)

6061-T6 x 25'

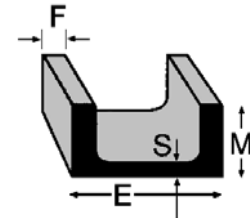
<u>Stock Code</u>	<u>Size in Inches</u> (E x M x S / T1)	<u>Approx.</u> <u>Wt/Lin ft.</u>
Mill Order	3.00 x 2.50 x .20 / .13	1.637
16-61-205	3.00 x 2.50 x .26 / .15	2.030
16-61-210	4.00 x 3.00 x .23 / .15	2.331
Mill Order	4.00 x 3.00 x .29 / .17	2.793
Mill Order	5.00 x 3.50 x .32 / .19	3.700
16-61-225	6.00 x 4.00 x .29 / .19	4.030
Mill Order (FL/52-61-2036)	6.00 x 4.00 x .35 / .21 (11')	4.700
16-61-230	6.00 x 4.00 x .35 / .21	4.700
16-61-235	7.00 x 4.50 x .38 / .23	5.800
52-61-1700	8.00 x 5.00 x .35 / .23 (12' 6")	6.307 (FL)
16-61-240	8.00 x 5.00 x .35 / .23	6.307
16-61-245	8.00 x 5.00 x .35 / .23 (30')	6.307
52-61-2026	8.00 x 5.00 x .41 / .25 (12' 6")	7.023 (FL)
52-61-775	8.00 x 5.00 x .41 / .25	7.023
52-61-791	8.00 x 5.00 x .41 / .25 (30')	7.023
16-61-262	9.00 x 5.50 x .44 / .27	8.360 (FL)
52-61-3121	10.00 x 6.00 x .41 / .25 (14')	8.646 (FL)
52-61-1408	10.00 x 6.00 x .41 / .25 (16')	8.646 (FL)
16-61-263	10.00 x 6.00 x .41 / .25 (25')	8.646
16-61-264	10.00 x 6.00 x .41 / .25 (28')	8.646
16-61-265	10.00 x 6.00 x .41 / .25 (32')	8.646
52-61-911	10.00 x 6.00 x .50 / .29 (25')	10.286
52-61-1410	10.00 x 6.00 x .50 / .29 (32')	10.286
Mill Order	12.00 x 7.00 x .47 / .29	11.672
52-61-1171	12.00 x 7.00 x .62 / .31 (20')	14.292
52-61-1855	12.00 x 7.00 x .62 / .31	14.292
52-61-2301	12.00 x 7.00 x .62 / .31 (32')	14.292
16-61-266	12.00 x 7.00 x .62 / .31 (50')	14.292



Structural Aluminum Channel (Aluminum Association)

6061-T6 x 25'

<u>Stock Code</u>	<u>(E x M x S / F)</u> <u>Size in Inches</u>	<u>Approx.</u> <u>Wt/Lin ft.</u>	<u>Stock Code</u>	<u>(E x M x S / F)</u> <u>Size in Inches</u>	<u>Approx.</u> <u>Wt/Lin ft.</u>
13-61-500	2 x 1 x .130 / .130	0.577	13-61-560	8 x 3 x .190 / .350	4.147
13-61-503 (FL)	2 x 1-1/4 x .170 / .260	1.071 (x 20')	Mill Order	8 x 3-3/4 x .250 / .410	5.789
13-61-505	2 x 1-1/4 x .170 / .260	1.071	Mill Order	9 x 3-1/4 x .230 / .350	4.983
13-61-510	3 x 1-1/2 x .130 / .200	1.135	Mill Order	9 x 4 x .240 / .440	6.970
13-61-515	3 x 1-3/4 x .170 / .260	1.597	Mill Order	10 x 3-1/2 x .250 / .410	6.136
13-61-520	4 x 2 x .150 / .230	1.738	Mill Order	10 x 4-1/4 x .310 / .500	8.360
13-61-525	4 x 2-1/4 x .190 / .290	2.331	Mill Order	12 x 4 x .290 / .470	8.274
13-61-530	5 x 2-1/4 x .150 / .260	2.212	Mill Order	12 x 5 x .350 / .620	11.822
13-61-535	5 x 2-3/4 x .190 / .320	3.089			
13-61-540	6 x 2-1/2 x .170 / .290	2.834			
13-61-545	6 x 3-1/4 x .210 / .350	4.030			
13-61-575	7 x 2-3/4 x .170 / .290	3.205			
52-61-593	7 x 3-1/2 x .210 / .300	4.715			



Standards 30



Eastern Metal Supply
Quality Shapes In Aluminum

EMS FL
1-800-432-2204
(561) 588-4780 - fax

EMS NC
1-800-343-8154
(704) 391-2267 - fax

EMS TX
1-800-996-6061
(281) 656-2297 - fax

EMS MO
1-888-822-6061
(314) 344-3349 - fax

Additional Locations: West Palm Beach & Lakeland, FL; Newark, DE and Birmingham, AL

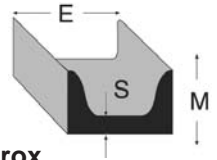
website: www.easternmetal.com

e-mail: info@easternmetal.com

version: 04/28/10

Boat Lift Extrusions and Accessories

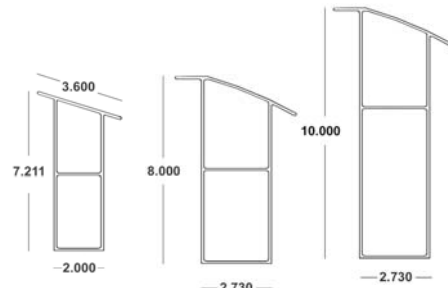
Structural Aluminum Channel - 6061-T6 x 25' (American Standard)



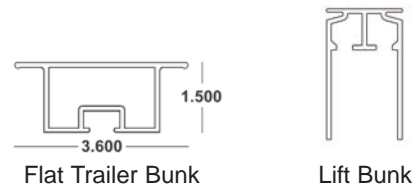
<u>Stock Code</u>	<u>(E x M x S / F)</u> <u>Size in Inches</u>	<u>Approx.</u> <u>Wt/Lin ft.</u>	<u>Stock Code</u>	<u>(E x M x S / F)</u> <u>Size in Inches</u>	<u>Approx.</u> <u>Wt/Lin ft.</u>
13-61-200	3 x 1.41 x .170	1.417	13-61-275	8 x 2.29 x .250	4.252
13-61-205	3 x 1.498 x .258	1.729	Mill Order	8 x 2.343 x .303	4.951
13-61-210	3 x 1.596 x .356	2.074	Mill Order	8 x 2.435 x .395	5.617
13-61-215	4 x 1.58 x .180	1.846	13-61-290	8 x 2.527 x .487	6.484
Mill Order	4 x 1.647 x .247	2.161	Mill Order	9 x 2.43 x .230	4.604
Mill Order	4 x 1.72 x .320	2.504	Mill Order	9 x 2.648 x .448	6.911
13-61-230	5 x 1.75 x .190	2.316	13-61-310	10 x 2.6 x .240	5.278
13-61-235	5 x 1.885 x .325	3.108	Mill Order	10 x 2.739 x .379	6.915
Mill Order	5 x 2.032 x .472	3.975	13-61-320	10 x 2.886 x .526	8.641
13-61-245	6 x 1.920 x .200	2.826	13-61-325	12 x 2.960 x .300	7.415
Mill Order	6 x 1.945 x .225	3.002	Mill Order	12 x 3.047 x .387	8.644
52-61-1080	6 x 2.034 x .314	3.631	Mill Order	12 x 3.17 x .510	10.374
Mill Order	6 x 2.157 x .437	4.498	Mill Order	15 x 3.40 x .400	11.708
Mill Order	7 x 2.110 x .230	3.541			
Mill Order	7 x 2.194 x .314	4.232			

Bunk

52-63-6513	19° Extruded Bunk x 12'	2.347
40-63-230	19° Extruded Bunk x 20'	2.347
40-63-235	19° Extruded Bunk x 24'	2.347
40-63-273	8" universal x 12' (Flat, 19°, 24°, 28°)	2.898
40-63-274	8" universal x 14' (Flat, 19°, 24°, 28°)	2.898
40-63-276	8" Universal Boat Bunk x 16' (Flat, 19°, 24°, 28°)	2.898
40-63-275	8" Universal Boat Bunk x 24' (Flat, 19°, 24°, 28°)	2.898
40-63-279	10" Universal Bunk x 14'	3.759
40-63-277	10" Universal Bunk x 16'	3.759
40-63-278	10" Universal Bunk x 24'	3.759
1-00-005	Flat Trailer Bunk x 24'	1.172
21-00-712R	End Cap (Right) for 8" Universal Boat Bunk	
21-00-712L	End Cap (Left) for 8" Universal Boat Bunk	
13-63-270	2-1/4 x 7/8 x 1/8 x 20' Channel (for 19° Extruded Bunk)	0.563
13-63-285	3 x 1 x 1/8 x 20' Channel (for 10" Universal Bunk)	0.713
52-61-4130	3.5 x 6 Lift Bunk x 12'	4.292
52-61-4131	3.5 x 6 Lift Bunk x 16'	4.292



left: 19° Extruded Bunk
center: 8" Universal Boat Bunk
right: 10" Universal Boat Bunk



Flat Trailer Bunk

Lift Bunk



Pre-Fabbed Bunk

Pre-fabbed Bunk Bunk supplied with rubber pad and end caps on both ends, attached with aluminum rivets.

8" Universal

40-63-280f	10' Pre-Fabbed Bunk
40-63-273f	12' Pre-Fabbed Bunk
40-63-274f	14' Pre-Fabbed Bunk
40-63-276f	16' Pre-Fabbed Bunk

10" Universal

40-63-282f	10' Pre-Fabbed Bunk
40-63-281f	12' Pre-Fabbed Bunk
40-63-279f	14' Pre-Fabbed Bunk
40-63-277f	16' Pre-Fabbed Bunk

Boat Lift Extrusions and Accessories - continued next page (Standards 32)

Standards 31



[EMS FL](#)

1-800-432-2204
(561) 588-4780 - fax

[EMS NC](#)

1-800-343-8154
(704) 391-2267 - fax

[EMS TX](#)

1-800-996-6061
(281) 656-2297 - fax

[EMS MO](#)

1-888-822-6061
(314) 344-3349 - fax

Eastern Metal Supply

Quality Shapes In Aluminum

Additional Locations: West Palm Beach & Lakeland, FL; Newark, DE and Birmingham, AL

website: www.easternmetal.com

e-mail: info@easternmetal.com

version: 02/17/12

Boat Lift Extrusions and Accessories

Bunk Pad

Stock Code

40-63-2400

40-63-2401

Description

Black Vinyl x 100' coils

Universal Bunk Pad Black Vinyl x 100' (Flat, 19°, 24°, 28°)



Bunk Bracket, Bunk and Bunk Pad

Universal Bunk End Caps

UNVBUNK

Left and Right Universal Bunk End Caps; Black Nylon

Bunk Bracket

40-63-225

2 x 5-3/4 x .300 x 5"

40-63-220

2 x 8 x .300 x 5"

40-63-218

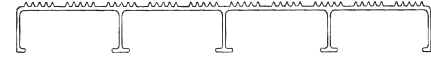
2 x 10 x .300 x 5"

52-61-002

Adjustable Bunk Bracket x 12' (TX)

52-61-0025

Adjustable Bunk Bracket x 5" (FL) with 4 holes



Walkboard - 12" Dock Flooring



Walkboard - 11-1/2" Bleacher Plank

Walkboards

30-63-112

12" Dock Flooring x 24' 1" (6005-T5 MF Knurled)

52-63-4283

11-1/2" Bleacher Plank x 16' (B-2) 2.130

52-63-6118 (FL)

11-1/2" Bleacher Plank x 20' (B-2) 2.130

52-63-11337

End Caps for 11.5" Bleacher Plank; 160 per box

52-63-11336

End Caps for for 9.5" Bleacher Plank; 320 per box



Bleacher End Caps

Miscellaneous Accessories

Stock Code

25-61-599

Pulley Bracket x 12'

use with 6" x 4" Heavy I-beams for boat lifts

25-61-600

Pulley Bracket x 12'

use with 8" x 5" Heavy I-Beams for boat lifts

25-61-601

Pulley Bracket x 12'

use with 10" x 6" Heavy I-Beams for boat lifts

PULLEY-BRACK-6

6" Machined Pulley Bracket

for use with 6" Light I-Beam only

PULLEY-BRACK-8

8" Machined Pulley Bracket

for use with Heavy Beam

PULLEY-BRACK-10

10" Machined Pulley Bracket

for use with Heavy Beam

PULLEY-COMBO-6

6" Machined Pulley Bracket with Pulley & Bolt

PULLEY-COMBO-8

8" Machined Pulley Bracket with Pulley & Bolt

PULLEY-COMBO-10

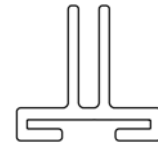
10" Machined Pulley Bracket with Pulley & Bolt

PULLEY-4DIA


4" Pulley w/bronze oil lite bushing

PULLEY-BOLT

3/4" x 3-1/2" Stainless Axle Bolt w/ Zirk fitting



Pulley Ear Bracket



PULLEY-BRACK-6, 8 & 10



PULLEY-COMBO-6, 8 & 10

Cable Winders - Please check with your EMS Sales Rep for other available sizes

CWL

2 x 15-3/4 Cable Winder - left handed

CWR

2 x 15-3/4 Cable Winder - right handed

Aluminum Tubes for Cable Winders

52-61-3149

3" OD x 2.415" ID x 20' (6061-T6)

2.986

25-61-300

3" OD x 1.920" ID x 20' (6061-T6)

5.000



4" Pulley



Axle Bolt



Cable Winder

Standards 32



Eastern Metal Supply
Quality Shapes In Aluminum

[EMS FL](#)

1-800-432-2204

(561) 588-4780 - fax

[EMS NC](#)

1-800-343-8154

(704) 391-2267 - fax

[EMS TX](#)

1-800-996-6061

(281) 656-2297 - fax

[EMS MO](#)

1-888-822-6061

(314) 344-3349 - fax

Additional Locations: West Palm Beach & Lakeland, FL; Newark, DE and Birmingham, AL

website: www.easternmetal.com

e-mail: info@easternmetal.com

version: 02/17/12