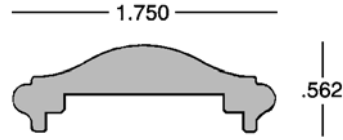


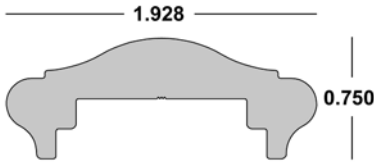
# Welded Railing: Dixie Caps



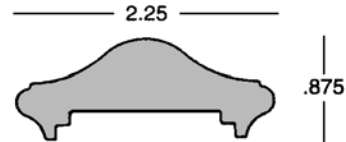
Dixie Cap x 20' - 154  
 accepts 1" & 1-1/4" Channels  
 28-63-100      wt/ft: 0.516



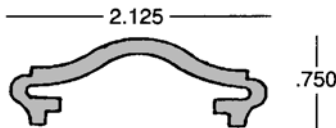
Dixie Cap x 20'  
 accepts 1" & 1-1/4" Channel  
 28-63-103 (FL/NC/DE)      wt/ft: 0.786



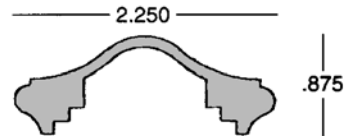
Dixie Cap x 20' - 158  
 accepts 1-1/4" & 1-1/2" Channels  
 28-63-230      wt/ft: 1.180



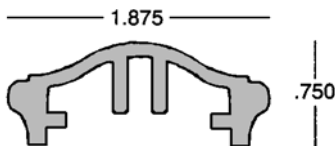
Dixie Cap x 20' - 155  
 accepts 1-1/2" Channels  
 28-63-105      wt/ft: 0.413



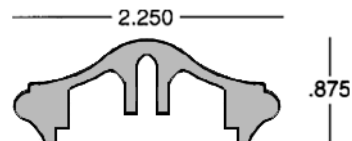
Dixie Cap x 20' - 156  
 accepts 1", 1 1/4" & 1 1/2" Channel  
 28-63-110      wt/ft: 0.668



Dixie Cap x 20' - 157  
 accepts 1 1/4" Channel  
 Mill Order      wt/ft: 1.180



2-1/4" Dixie Cap x 20'  
 with screw boss  
 28-63-111      wt/ft: 0.722



## Handrailing 08



**Eastern Metal Supply**  
 Quality Shapes In Aluminum

EMS FL  
 1-800-432-2204

(561) 588-4780 - fax

EMS NC  
 1-800-343-8154

(704) 391-2267 - fax

EMS TX  
 1-800-996-6061

(281) 656-2297 - fax

EMS MO  
 1-888-822-6061

(314) 344-3349 - fax

**Additional Locations:** West Palm Beach & Lakeland, FL and Newark, DE

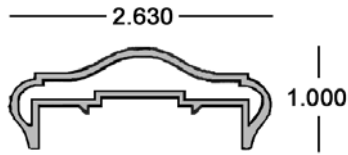
**website:** [www.easternmetal.com](http://www.easternmetal.com)

**e-mail:** [info@easternmetal.com](mailto:info@easternmetal.com)

**version:** 09/29/10

2-5/8" x 1" Hollow Dixie Cap x 25' 10"  
 accepts 3/4" & 1" Pickets; 2 x 7/16" Channel; 2" Post  
 mates with 28-63-291

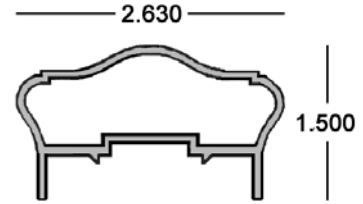
28-63-290 wt/ft: 0.558



**Accepts Castings:**  
 Wall Mount: 21-00-230  
 End Cap: 21-00-235

2-5/8" x 1-1/2" Hollow Dixie Cap x 25' 10"  
 accepts 3/4" & 1" Pickets; 2 x 7/16" Channel; 2" Post  
 mates with 28-63-296

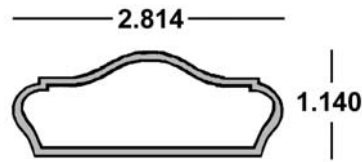
28-63-295 wt/ft: 0.569



**Accepts Castings:**  
 Wall Mount: 21-00-240  
 End Cap: 21-00-245

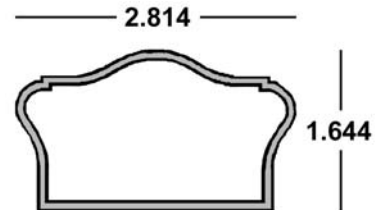
Outside Sleeve x 20'  
 mates with 28-63-290

28-63-291 wt/ft: 0.500



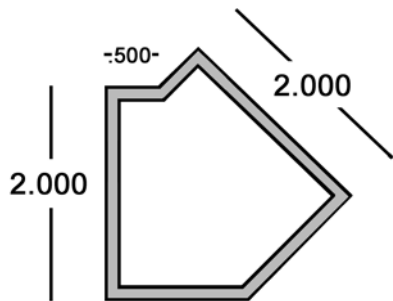
Outside Sleeve x 20'  
 mates with 28-63-295

28-63-296 wt/ft: 0.571



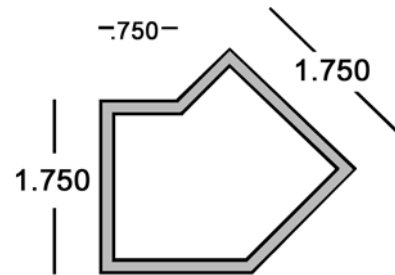
45 Degree Post x 20' - 2

52-63-2033 wt/ft: 1.041  
 6061-T6



45 Degree Post - 1

Mill Order wt/ft: 1.122




Mark 5 Gate Hinge

(Heavy Duty)  
 52-63-8793



Mark 4 Gate Hinge

(Heavy Duty)  
 without base plate  
 52-63-9150



Handrailing 09



**Eastern Metal Supply**  
 Quality Shapes In Aluminum

[EMS FL](#)  
 1-800-432-2204  
 (561) 588-4780 - fax

[EMS NC](#)  
 1-800-343-8154  
 (704) 391-2267 - fax

[EMS TX](#)  
 1-800-996-6061  
 (281) 656-2297 - fax

[EMS MO](#)  
 1-888-822-6061  
 (314) 344-3349 - fax

**Additional Locations:** West Palm Beach & Lakeland, FL and Newark, DE

**website:** [www.easternmetal.com](http://www.easternmetal.com)

**e-mail:** [info@easternmetal.com](mailto:info@easternmetal.com)

**version:** 04/13/11