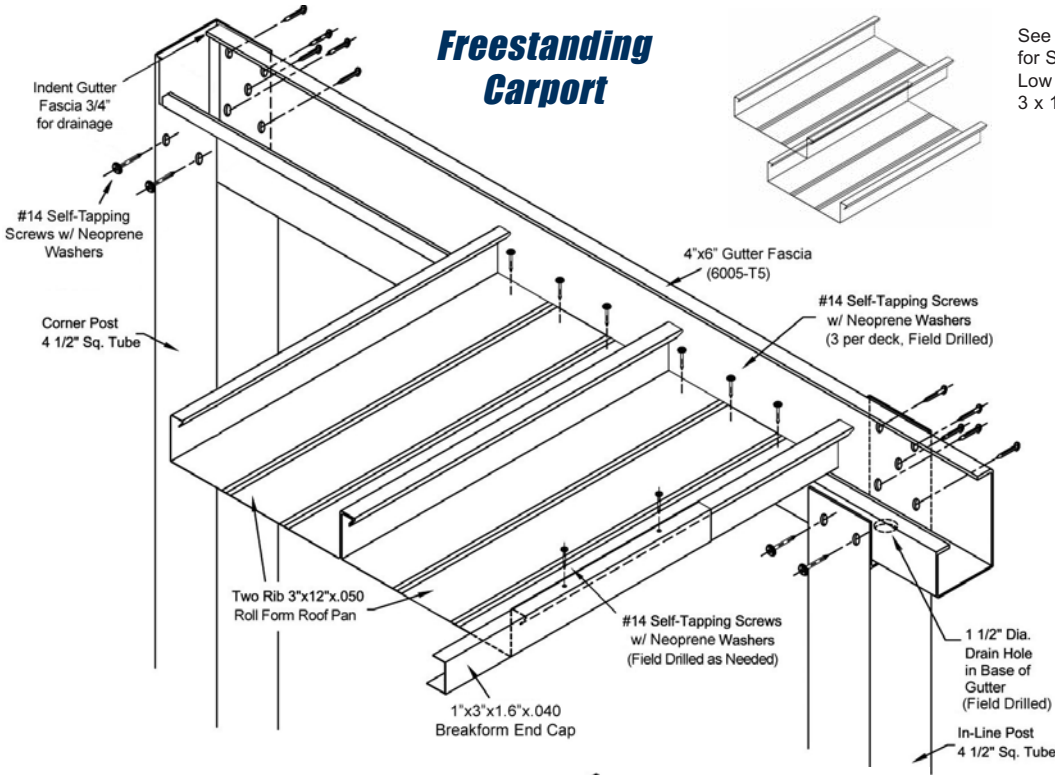


Engineered Carport Kit Schematic: Freestanding & Attached

Design is based on: IBC 2009, ASCE 7-10 (FL), ASCE 7-05 (listed states*), FBC & NCBC - Latest Editions

Freestanding Carport



See Architectural p04 for Self-Mating Pans:
Low Wind (shown in diagram):
3 x 12 x .050 Roll Formed Pans

***Sealed Engineering Drawings for: FL, GA, SC, NC, AL, LA, TX**

FL Wind Velocity:

Low Wind: Vult = 125 mph

High Wind: Vult = 175 mph

Snow Load: 20 psf

Custom Sizes Available upon Request

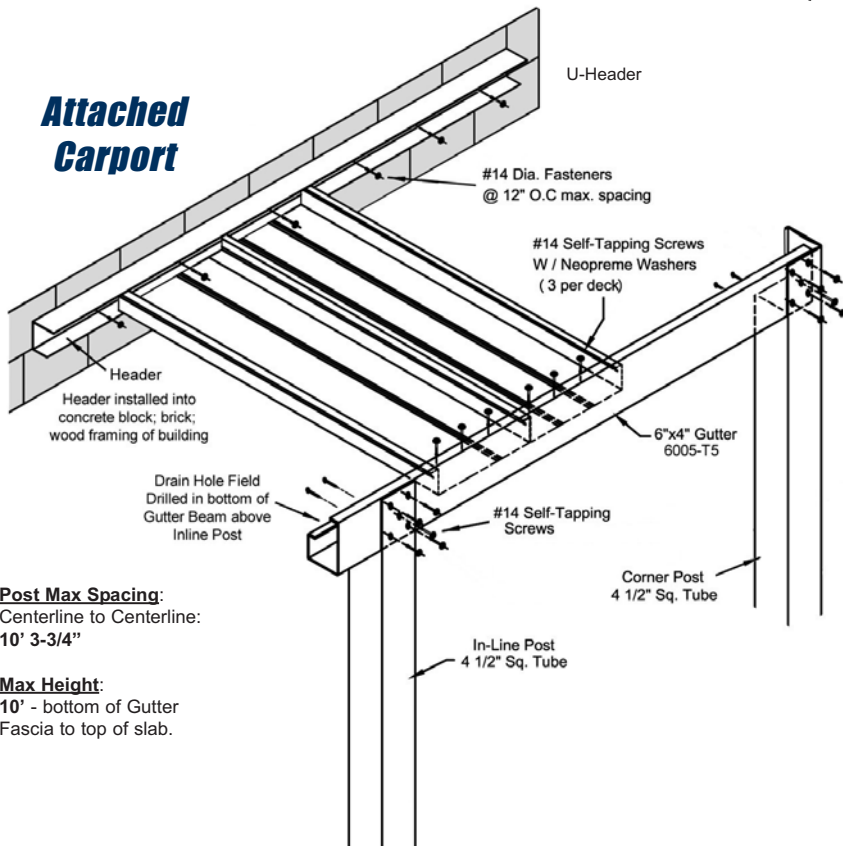
Can also be used in Canopy or Walkway applications

Roll Form Pan available in White & Bronze

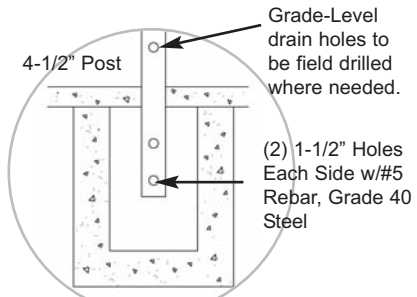
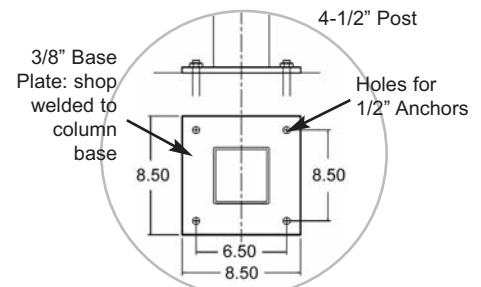
Extruded Post & Gutter Available in Bronze & White

Install Kits Available: includes rebar, threaded rod, nuts, bolts, screws, and concrete adhesive

Attached Carport



EMS will provide pre-fabricated Posts including notching, 7 top side holes (see engineering for details)



Post Max Spacing:
Centerline to Centerline:
10' 3-3/4"

Max Height:
10' - bottom of Gutter Fascia to top of slab.

Engineering available upon request.

Architectural 12



Eastern Metal Supply
Quality Shapes In Aluminum

EMS FL

1-800-432-2204
(561) 588-4780 - fax

EMS NC

1-800-343-8154
(704) 391-2267 - fax

EMS TX

1-800-996-6061
(281) 656-2297 - fax

EMS MO

1-888-822-6061
(314) 344-3349 - fax

Additional Locations: West Palm Beach & Lakeland, FL; Newark, DE and Birmingham, AL

website: www.EasternMetal.com


e-mail: info@EasternMetal.com

version: 06/05/17

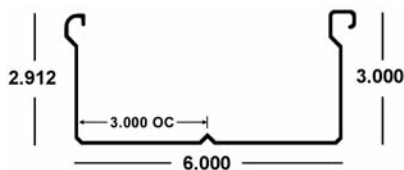
Engineered Carport Kit

ENGINEERING AVAILABLE UPON REQUEST • Florida items are available to all branches via shuttle. *Custom lengths, finishes and additional profiles are also available on a minimum MILL ORDER basis.


3 x 6 x .078 Self Mating Canopy Roof Pan x 24'
6063-T6 Mill Finish
MILL ORDER 20160-020 (TX)
Meets High Wind: 175 mph Exposure C
Snow Load: 20 psf



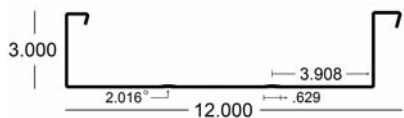
3 x 6 x .078 Self Mating Canopy Roof Pan (V-Deck - 3" on center)
MILL ORDER 52-63-11677
6063-T6 Mill Finish
Meets High Wind: 175 mph Exposure C
Snow Load: 20 psf



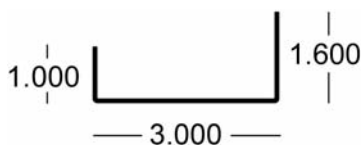
3 x 6 x .065 Self Mating Canopy Roof Pan x 24'
6063-T6 Mill Finish
56-63-015
Meets Wind: 125 mph Exposure B
Snow Load: 20 psf



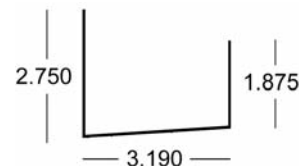
3 x 12 x .050 Carport Roll Form Roof Pan (2 Rib) Self Mating
Custom Lengths Available in White & Bronze
Meets Wind: 125 mph Exposure B
Snow Load: 20 psf



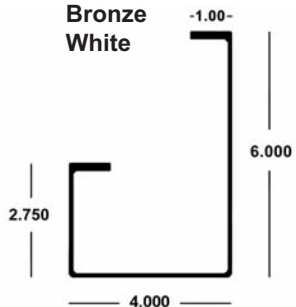
1 x 3 x 1.6 x .040 Roll Form Breakform End Cap
Custom Lengths Available in White & Bronze



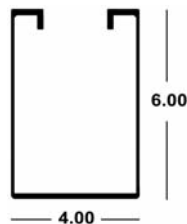
Extruded Patio Roof U-Header x 24'
47153 White
Wall: .045



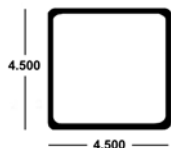
4 x 6 x .093 Gutter Fascia x 24' (6005-T5)
56-63-033 Mill Finish
56-63-036 204-R1 Clear Anodized
56-MB-036 Bronze
56-WH-036 White



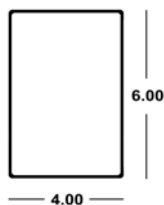
4 x 6 x .190/.125 Gutter Beam x 24' 2"
6063-T6 - 204 R1 Anodized
56-63-011



4.5 x .093 Square Tube x 24'
(.125 radius) 6063-T6
56-MB-034 Bronze x 20'
56-MF-035 Mill Finish
56-WH-035 White
56-MB-035 Bronze



4 x 6 x .150 Rect. Tube x 24' 2"
(.125 radius)
6063-T6 204 R1 Anodized
56-63-004



Architectural 13



Eastern Metal Supply
Quality Shapes In Aluminum

EMS FL

1-800-432-2204
(561) 588-4780 - fax

EMS NC

1-800-343-8154
(704) 391-2267 - fax

EMS TX

1-800-996-6061
(281) 656-2297 - fax

EMS MO

1-888-822-6061
(314) 344-3349 - fax

Additional Locations: West Palm Beach & Lakeland, FL; Newark, DE and Birmingham, AL

website: www.EasternMetal.com

e-mail: info@EasternMetal.com

version: 08/08/16