

# Gangway and Dock Systems & Seawall Caps

Whether you're looking for Dock, Ramp or Gangway related extrusions, Bleacher planks or Seawall Caps and sleeves EMS has what you need to get the job done right. Don't forget to check out our Handrail section for a wide assortment of handrail extrusions. We also carry Square Tube (Standards pp15) and Pipe (Standards pp21-22). Call us today for more information!

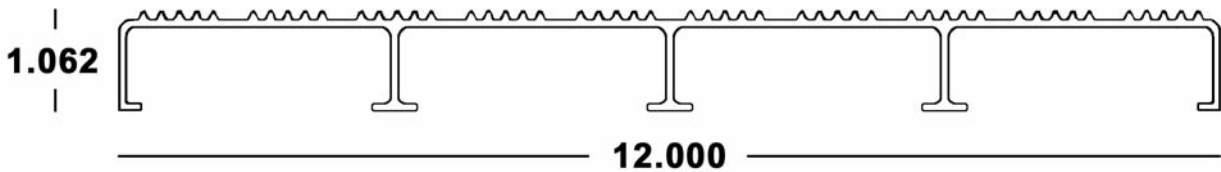


Scan QR Code to view Dock section online:



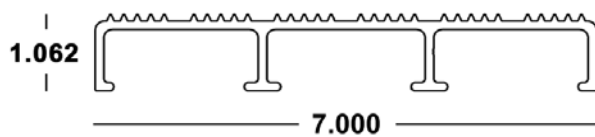
**12" Dock Flooring x 24' 1"**  
30-63-112

6005-T5 Mill Finish Knurled *Engineering available upon request*

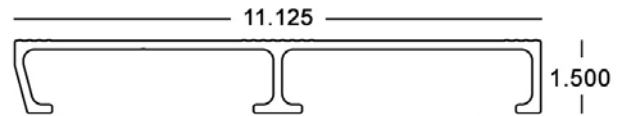


**7" Step x 24' 1"**  
30-61-116

6005-T5 Mill Finish



**11.125" x 1.5" Decking**  
MILL ORDER 52-63-13422

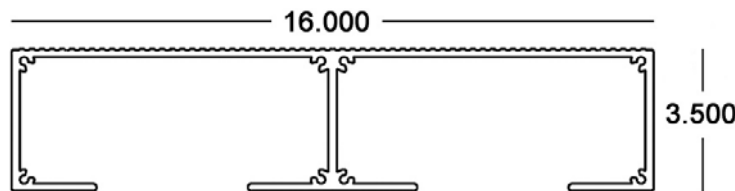


**3-1/2" x 16" Walk Board**

6005A-T61; *Mates with End Cap 30-EC-000*

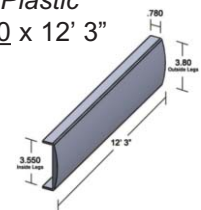
*Custom Lengths Available; Sandblasted Finish Available as a Special Order*

- 30-61-312 x 12'
- 30-61-314 x 14'
- 30-61-316 x 16'
- 30-61-318 x 18'
- 30-61-320 x 20'
- 30-61-324 x 24'
- 30-61-330 x 30'



**16" Walk Board End Cap**

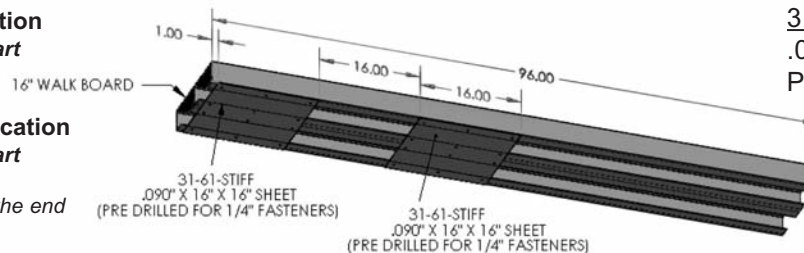
UV Black Plastic  
30-EC-000 x 12' 3"



- 7' - 8' Free Span Application  
*Requires 2 Stiffeners 16" apart*

- 8' to 10' Free Span Application  
*Requires 3 Stiffeners 16" apart*

*Start the first Stiffener 1" from the end of span to allow for End Cap.*



**16" Walk Board Stiffener**

31-61-STIFF  
.090 x 16" x 16"  
Predrilled with 1/4" holes



Dock 01



**EMS FL**

1-800-432-2204  
(561) 588-4780 - fax

**EMS NC**

1-800-343-8154  
(704) 391-2267 - fax

**EMS TX**

1-800-996-6061  
(281) 656-2297 - fax

**EMS MO**

1-888-822-6061  
(314) 344-3349 - fax

**Eastern Metal Supply**

Quality Shapes In Aluminum

**Additional Locations:** West Palm Beach & Lakeland, FL; Newark, DE and Birmingham, AL

**website:** [www.EasternMetal.com](http://www.EasternMetal.com)

**e-mail:** [info@EasternMetal.com](mailto:info@EasternMetal.com)

**version:** 08/09/16

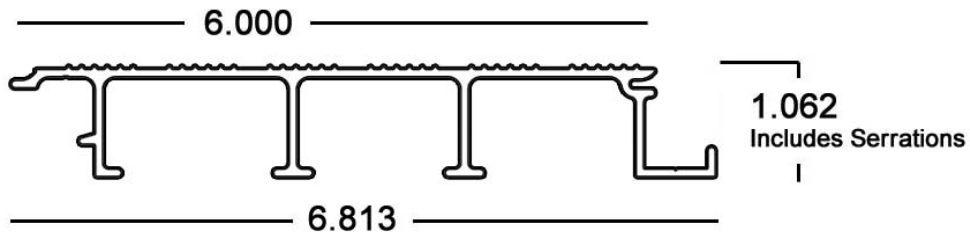
**Two Piece Self Mating Dock Flooring x 24' 1"**

30-63-101

6063-T6

Mill Finish

Knurled



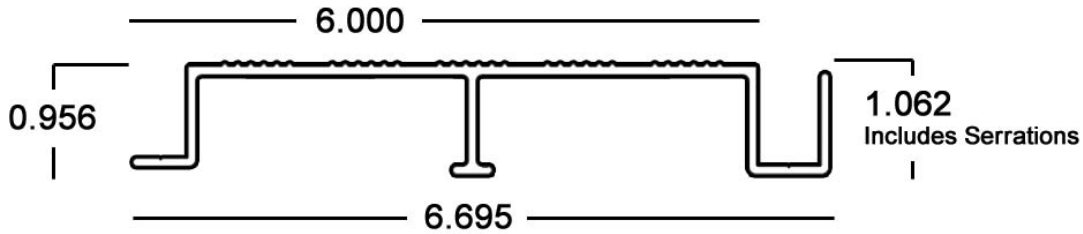
**Interlocking Dock Plank x 24' 1"** (Self Mating)

MILL ORDER 30-63-125 (NC)

6063-T6

Mill Finish

Knurled



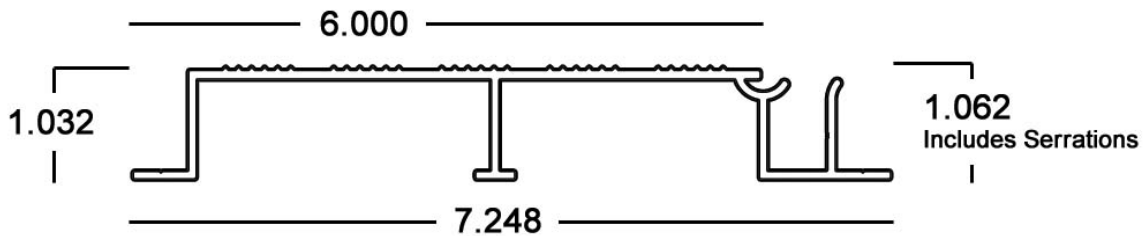
**Three Piece Starting Board x 24' 1"** (Mates with 30-63-145 and 30-63-155)

30-63-150

6063-T6

Mill Finish

Knurled



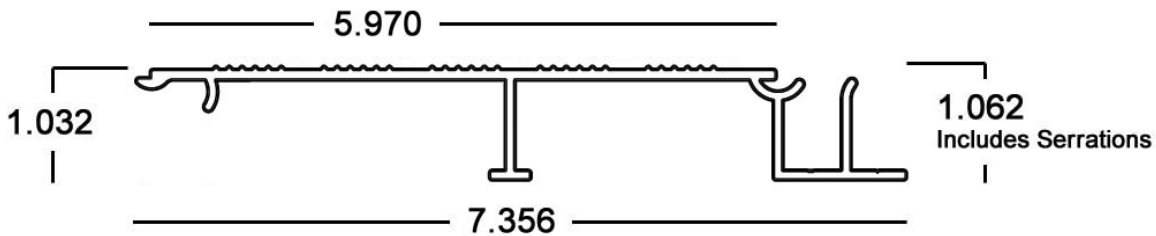
**Three Piece Interlocking Board x 24' 1"** (Self Mating; Mates with 30-63-145 and 30-63-155)

30-63-155

6063-T6

Mill Finish

Knurled



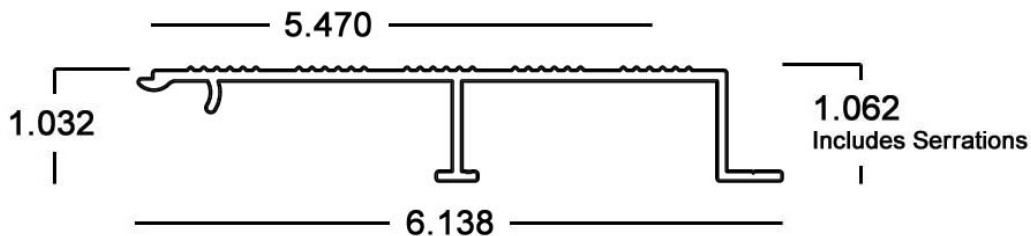
**Three Piece Finishing Board x 24' 1"** (Mates with 30-63-150 and 30-63-155)

30-63-145

6063-T6

Mill Finish

Knurled



Dock 02



**Eastern Metal Supply**

Quality Shapes In Aluminum

**EMS FL**

1-800-432-2204

(561) 588-4780 - fax

**EMS NC**

1-800-343-8154

(704) 391-2267 - fax

**EMS TX**

1-800-996-6061

(281) 656-2297 - fax

**EMS MO**

1-888-822-6061

(314) 344-3349 - fax

**Additional Locations:** West Palm Beach & Lakeland, FL; Newark, DE and Birmingham, AL


**website:** [www.EasternMetal.com](http://www.EasternMetal.com)

**e-mail:** [info@EasternMetal.com](mailto:info@EasternMetal.com)

**version:** 08/09/16


**Dock Support Beam**

6061-T6 Mill Finish  
**30-61-110** x 20'  
**30-61-113** (NC/DE) x 28'  
**30-61-111** x 25'  
**30-61-112** (NC/DE) x 32'



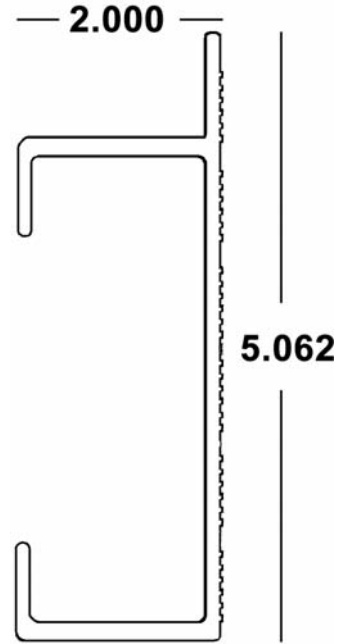
**Dock Support Beam with Lip**

6061-T6 Mill Finish  
**30-61-108** x 28'  
**30-61-132** x 32'



**Gangway Beam with Lip**

6061-T6 Mill Finish  
**30-61-115** x 20'  
**30-61-118** (NC/DE) x 28'  
**30-61-128** x 28' (6005 T5)




**Boat Dock Connector**

**30-61-120** x 12'  
 6061-T6 Mill Finish  
 accepts 1-1/2" SCH 40 pipe




**Square Tube** (Radius Corners)

6061-T6 Mill Finish  
**52-61-1768** (NC)  
 2 x 1/8 x 32'  
**19-61-534** (NC/MO)  
 2.7 x 1/8 x 20'  
*Mates with 19-61-535*  
**19-61-535** (NC/TX/MO/DE)  
 3" x 1/8" x 20'  
*Mates with 19-61-534*



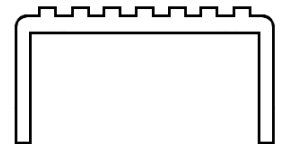
**Ribbed Square Tube**

(Radius Corners) 6005-T5 Mill Finish  
**30-05-200** (NC/DE)  
 2" x 1/8" x 32'  
**30-05-205** (NC/DE)  
 3" x 1/8" x 20'



**2 x 1 Ladder Rung**

**40-05-100**



Dock 03



**Eastern Metal Supply**  
 Quality Shapes In Aluminum

**EMS FL**

1-800-432-2204  
 (561) 588-4780 - fax

**EMS NC**

1-800-343-8154  
 (704) 391-2267 - fax

**EMS TX**

1-800-996-6061  
 (281) 656-2297 - fax

**EMS MO**

1-888-822-6061  
 (314) 344-3349 - fax

**Additional Locations:** West Palm Beach & Lakeland, FL; Newark, DE and Birmingham, AL

**website:** [www.EasternMetal.com](http://www.EasternMetal.com)

**e-mail:** [info@EasternMetal.com](mailto:info@EasternMetal.com)

**version:** 08/10/16

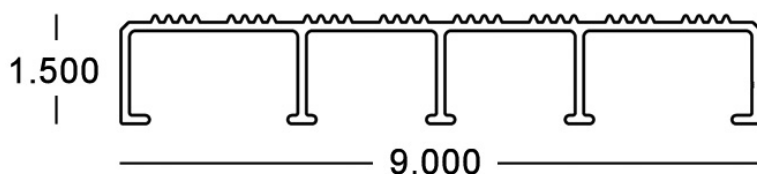
### 9" Deck X 24'

52-63-13776

6063-T6

Mill Finish

Knurled

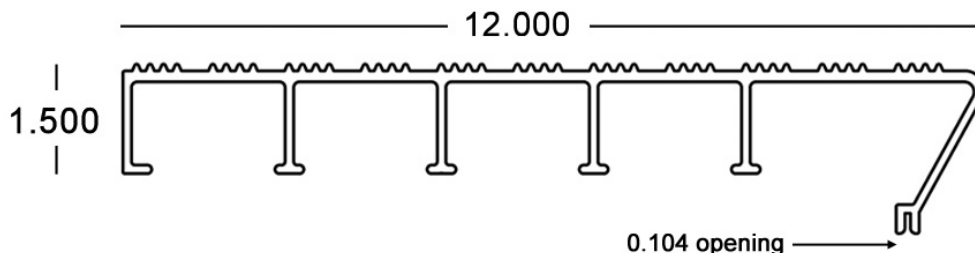


### 12" Step with Insert x 12' 3"

30-63-115

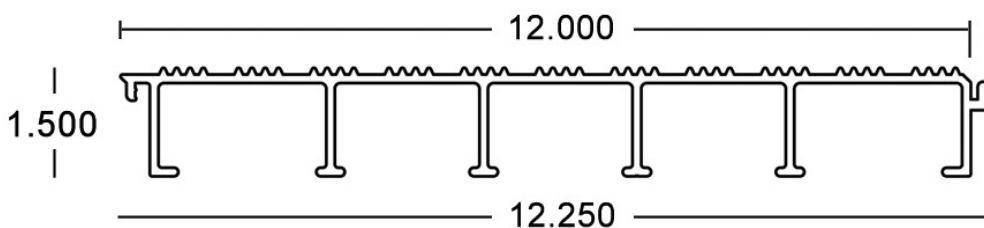
6063-T6

Mill Finish



### 12" Self Mating Deck x 24' (Meets all ADA requirements)

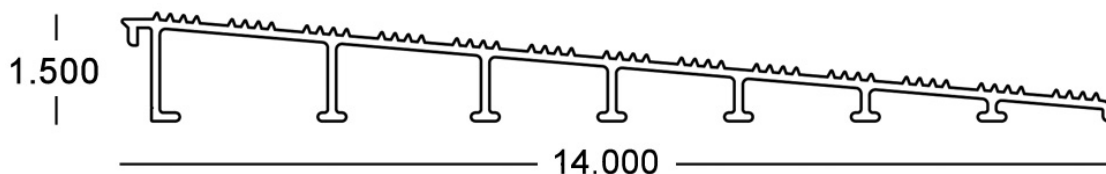
30-63-120 6063-T6 Mill Finish Knurled Mates with 52-63-10441 (14" Transition Ramp)



### 14" Transition Ramp x 8'

52-63-10441 6063-T6 Mill Finish

Mates with 30-63-120 (12" Self Mating Deck)




### 10" Side Channel x 24'

30-63-140

6063-T6 Mill Finish

Wall: .188

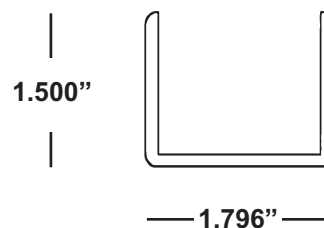


### End Cap Channel x 24'

30-63-135

6063-T6 Mill Finish

Wall: .125



Dock 04



**EMS FL**

1-800-432-2204

(561) 588-4780 - fax

**EMS NC**

1-800-343-8154

(704) 391-2267 - fax

**EMS TX**

1-800-996-6061

(281) 656-2297 - fax

**EMS MO**

1-888-822-6061

(314) 344-3349 - fax

**Eastern Metal Supply**

Quality Shapes In Aluminum

**Additional Locations:** West Palm Beach & Lakeland, FL; Newark, DE and Birmingham, AL

**website:** [www.EasternMetal.com](http://www.EasternMetal.com)

**e-mail:** [info@EasternMetal.com](mailto:info@EasternMetal.com)



**version:** 08/09/16



# Dock, Ramp and Gangway Systems - Assembly



## 12" Dock Flooring

- 30-63-112: 12" Dock Flooring
- 30-61-110/112/113: Dock Support Beam
- 30-61-105/108: Dock Support Beam with Lip
- 18-63-235: 1-1/2" SCH 40 Pipe x 20'





## Three Piece Interlocking System

- 30-63-150: Three Piece Starting Board
- 30-63-155: Three Piece Interlocking Board
- 30-63-145: Three Piece Finishing Board
- 30-61-110/112/113: Dock Support Beam
- 30-61-105/108: Dock Support Beam with Lip



## One Piece Self Mating System

- 30-63-101: Dock Flooring (Self Mating)
- 30-61-110/112/113: Dock Support Beam
- 30-61-105/108: Dock Support Beam with Lip



Dock 05



**Eastern Metal Supply**  
Quality Shapes In Aluminum

### EMS FL

1-800-432-2204  
(561) 588-4780 - fax

### EMS NC

1-800-343-8154  
(704) 391-2267 - fax

### EMS TX

1-800-996-6061  
(281) 656-2297 - fax

### EMS MO

1-888-822-6061  
(314) 344-3349 - fax

**Additional Locations:** West Palm Beach & Lakeland, FL; Newark, DE and Birmingham, AL

**website:** [www.EasternMetal.com](http://www.EasternMetal.com)


**e-mail:** [info@EasternMetal.com](mailto:info@EasternMetal.com)

**version:** 09/29/10

# Dock, Ramp and Gangway Systems - Assembly

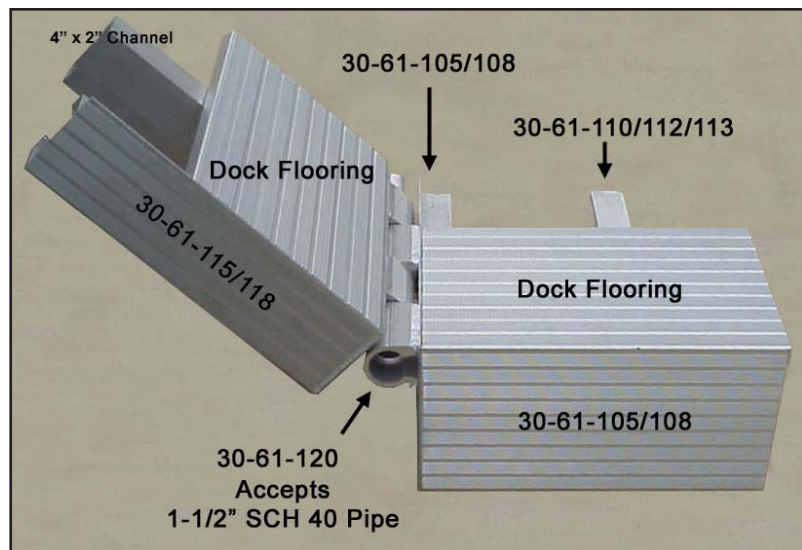
## Dock Assembly (Inside View)

- 30-61-120: Boat Dock Connector
- 30-61-110/112/113: Dock Support Beam
- 30-61-105/108: Dock Support Beam with Lip
- 30-61-115/118: Gangway Beam with Lip
- 18-63-235: 1-1/2" SCH 40 Pipe x 20'
- 4" x 2" Structural Channel




## Dock Assembly (Outside View)

- 30-61-120: Boat Dock Connector
- 30-61-110/112/113: Dock Support Beam
- 30-61-105/108: Dock Support Beam with Lip
- 30-61-115/118: Gangway Beam with Lip
- 18-63-235: 1-1/2" SCH 40 Pipe x 20'
- 4" x 2" Structural Channel



## Dock Assembly (Hinge View)

- 30-61-120: Boat Dock Connector
- 30-61-110/112/113: Dock Support Beam
- 30-61-105/108: Dock Support Beam with Lip
- 30-61-115/118: Gangway Beam with Lip
- 18-63-235: 1-1/2" SCH 40 Pipe x 20'
- 4" x 2" Structural Channel



Dock 06



**EMS FL**  
1-800-432-2204

(561) 588-4780 - fax

**EMS NC**  
1-800-343-8154

(704) 391-2267 - fax

**EMS TX**  
1-800-996-6061

(281) 656-2297 - fax

**EMS MO**  
1-888-822-6061

(314) 344-3349 - fax

**Eastern Metal Supply**  
Quality Shapes In Aluminum

**Additional Locations:** West Palm Beach & Lakeland, FL; Newark, DE and Birmingham, AL

**website:** [www.EasternMetal.com](http://www.EasternMetal.com)

**e-mail:** [info@EasternMetal.com](mailto:info@EasternMetal.com)

**version:** 07/16/12