



Fence & Railing

EMS carries an extensive line of Mechanical Railing, Welded Railing (including Dixie Caps), Pipe & Wall Brackets, and Glass Railing. We also carry Square Tube for Posts and Pickets (Standards page 15), Castings as well as Anchoring Cement.

Mechanical Fence & Railingpages 01-04
Welded Railingpages 05-07
Dixie Cap Railingpages 08-09
Railing Channelpage 10
Pipe & Wall Bracketspage 11
Glass Railingpages 12-20
CastingsCastings pages 01-04

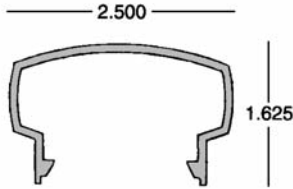
Proud Members:



Mechanical Fence & Railing

Top Cap - HR-1

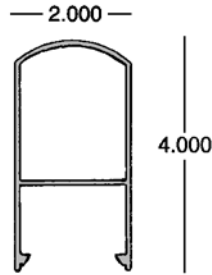
HR-1-WH White x 20'
HR-1-BR Bronze x 20'
HR-1-MF (MO) Mill Finish x 20'
52-63-5578 Black x 25'
*mates with HR-2, HR-2C;
 8 pc sub-bundles*



Accepts Castings:
 End Cap #75: [21-00-100](#)
 Wall Mount #56: [21-00-187](#)

Top Cap - HR-8

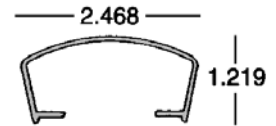
HR-8-WH White x 20'
HR-8-BR Bronze x 20'
mates with HR-2, HR-2C; 4 pc sub-bundles



Accepts Castings:
 End Cap #96: [21-00-131](#)
 Wall Mount #63: [21-00-063](#)

Top Cap - HR-10

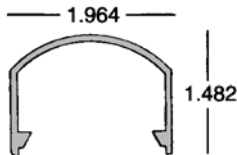
HR-10-WH White x 20'
HR-10-BR Bronze x 20'
HR-10-BK Black x 20'
*All mate with HR-11A;
 6 pc sub-bundles*



Accepts Castings:
 End Cap #34: [21-00-105](#)
 Flat End Cap #34F: [52-00-147](#)
 Wall Mount #13: [21-00-186](#)

Top Cap - HR-14

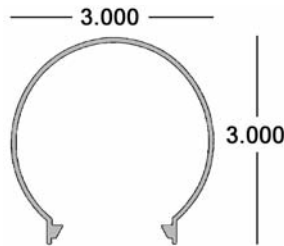
HR-14-WH White x 20'
HR-14-BR Bronze x 20'
HR-14-BK Black x 20'
*mates with HR-2, HR-2C;
 8 pc sub-bundles*



Accepts Castings:
 End Cap #188: [21-00-114](#)
 Wall Mount #62: [21-00-155](#)

Top Cap - HR-17

MILL ORDER HR-17-WH
*mates with HR-2, HR-2C;
 6 pc sub-bundles*



Fence & Railing 01



Eastern Metal Supply
 Quality Shapes In Aluminum

EMS FL

1-800-432-2204
 (561) 588-4780 - fax

EMS NC

1-800-343-8154
 (704) 391-2267 - fax

EMS TX

1-800-996-6061
 (281) 656-2297 - fax

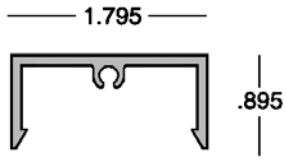
EMS MO

1-888-822-6061
 (314) 344-3349 - fax

Additional Locations: West Palm Beach & Lakeland, FL; Newark, DE and Birmingham, AL

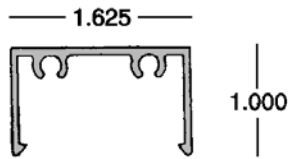
website: www.EasternMetal.com **e-mail:** info@EasternMetal.com **version:** 08/01/16

Bottom Channel - HR-3
HR-3-WH White x 19' 6"
HR-3-BR Bronze x 19' 6"
HR-3-BK Black x 19' 6"
HR-3-MF (MO) Mill Finish x 19' 6"
All mate with HR-2; 8 pc sub-bundles



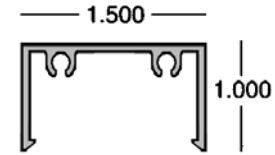
Accepts Casting:
 Wall Mount #54: 21-00-316

Snap Channel - HR-12
HR-12-WH White x 19' 6"
HR-12-BR Bronze x 19' 6"
HR-12-BK Black x 19' 6"
12 pc sub-bundles



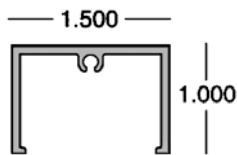
Accepts Casting:
 Wall Mount #39: 21-00-185

Bottom Channel - HR-12A
HR-12A-WH White x 19' 6"
HR-12A-BR Bronze x 19' 6"
12 pc sub-bundles



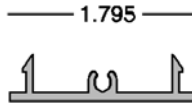
Accepts Casting:
 Wall Mount #68: 21-00-183

Bottom Channel - HR-12B
HR-12B-WH White x 19' 6"
HR-12B-BR Bronze x 19' 6"
HR-12B-BK Black x 19' 6"
12 pc sub-bundles

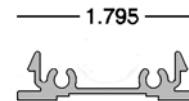


Accepts Casting:
 Wall Mount #68: 21-00-183

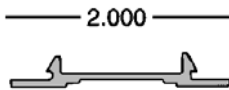
Snap Plate HR-2
52-63-6147 White x 19' 6" (FL)
52-63-6149 Bronze x 19' 6" (FL)
HR-2-WH White x 21' 1"
HR-2-BR Bronze x 21' 1"
HR-2-BK Black x 21' 1"
HR-2-MF Mill Finish x 20' (MO)
HR-2-WH-2 White x 23'
HR-2-BR-2 Bronze x 23'
HR-2-BK-2 Black x 23'
*All mate with HR-1, 3, 4, 4A, 4C, 6, 7, 8, 14
 12 pc sub-bundles*



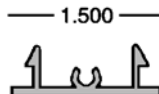
Snap Plate - HR-2C
HR-2C-WH White x 20'
HR-2C-BR Bronze x 20'
HR-2C-BK Black x 20'
*All mate with HR-1, HR-3, HR-8, HR-14,
 HR-17; All use Pickets HR-5 and HR-13
 10 pc sub-bundles*



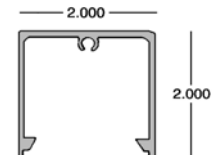
Snap Plate - HR-11A
HR-11A-WH White x 20'
HR-11A-BR Bronze x 20'
HR-11A-BK Black x 20'
*All mate with HR-10; All use Pickets HR-5
 and HR-13; 12 pc sub-bundles*



Snap Plate - HR-15
HR-15-WH-1 White x 18' 6"
mates with HR-16; 16 pc sub-bundles

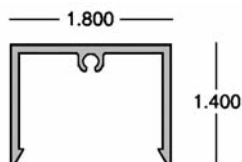


Snap Post - HR-4
52-63-6146 White x 19' 6"
52-63-6148 Bronze x 19' 6"
HR-4-WH White x 21' 1"
HR-4-BR Bronze x 21' 1"
HR-4-BK Black x 21' 1"
HR-4-WH-2 White x 23'
HR-4-BR-2 Bronze x 23'
HR-4-BK-2 Black x 23'
*mates with HR-2
 6 pc sub-bundles*



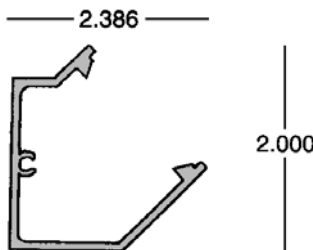
Accepts Casting:
 Floor Flange #40: 21-00-210

Snap Post - HR-4A
HR-4A-WH White x 21' 1"
HR-4A-BR Bronze x 21' 1"
HR-4A-BK Black x 25'
mates with HR-2; 6 pc sub-bundles

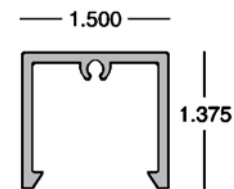


Accepts Casting:
 Floor Flange #50: 21-00-195
 Floor Flange #50HD 21-00-196

Corner Post - HR-4C
MILL ORDER - HR-4C-COLOR
mates with HR-2



Snap Post - HR-16
HR-16-WH-1 White x 18' 6"
mates with HR-15; 8 pc sub-bundles



Accepts Casting:
 Floor Flange #42: 21-00-309

Fence & Railing 02



Eastern Metal Supply
 Quality Shapes In Aluminum

EMS FL
 1-800-432-2204
 (561) 588-4780 - fax

EMS NC
 1-800-343-8154
 (704) 391-2267 - fax

EMS TX
 1-800-996-6061
 (281) 656-2297 - fax

EMS MO
 1-888-822-6061
 (314) 344-3349 - fax

Additional Locations: West Palm Beach & Lakeland, FL; Newark, DE and Birmingham, AL

website: www.EasternMetal.com

e-mail: info@EasternMetal.com

version: 03/10/17

1" Picket - HR-5
HR-5-WH White x 23'
HR-5-BR Bronze x 23'
HR-5-BK Black x 23' 6"
HR-5-MF (TX) Mill Finish x 23'
 20 pc sub-bundles

1" Oval Picket
MILL ORDER - 52-63-12344

3/4" Picket - HR-13
HR-13-WH-1 White x 19' 1"
HR-13-BR-1 Bronze x 19' 1"
HR-13-BK Black x 19' 1"
HR-13-WH White x 22' 5"
HR-13-BR Bronze x 22' 5"
 20 pc sub-bundles

3/4" Picket w/radius
HR-13R (.120 Radius)
HR-13R-WH20 White x 20'
HR-13R-BR20 Bronze x 20'
HR-13R-WH (MO) White x 24'
HR-13R-BR (MO) Bronze x 24'
 20 pc sub-bundles

Aluminum Posts & Pickets

Painted Square Tube - 6063-T6

| Stock Code | Size in Inches | Approx. Wt/Lin ft. |
|---------------|--------------------------|--------------------|
| 19-WH-204 | 2 x .093 x 24' White | 0.851 |
| 19-MB-204 | 2 x .093 x 24' Bronze | 0.851 |
| 19-BK-204 | 2 x .093 x 24' Black | 0.851 |
| 19-IV-300 | 2 x .125 x 24' Ivory | 1.125 |
| 19-WH-305 | 2 x .125 x 24' 6" White | 1.125 |
| 19-MB-305 | 2 x .125 x 24' 6" Bronze | 1.125 |
| 19-BG-305 | 2 x .125 x 24' 6" Beige | 1.125 |
| 19-COLOR-212 | 2 x .250 x 24' ** | 2.100 |
| 19-WH-003 | 3 x .093 x 24' White | 1.298 |
| 19-MB-003 | 3 x .093 x 24' Bronze | 1.298 |
| 200-WH-027 | 3 x .093 x 30' White | 1.298 |
| 200-MB-027 | 3 x .093 x 30' Bronze | 1.298 |
| 19-WH-225 | 3 x .125 x 20' White | 1.726 |
| 19-WH-220 | 3 x .125 x 24' White | 1.726 |
| 19-MB-235 | 3 x .125 x 24' Bronze | 1.726 |
| 19-IV-235 | 3 x .125 x 24' Ivory | 1.726 |
| 19-BG-235 | 3 x .125 x 24' Beige | 1.726 |
| 19-BK-235 | 3 x .125 x 24' Black | 1.726 |
| 19-COLOR-240 | 3 x .250 x 24' ** | 3.300 |
| 52-COLOR-4424 | 3.50 x .125 x 24' ** | 2.024 |
| 19-WH-245 | 4 x .125 x 20' White | 2.325 |
| 19-WH-400 | 4 x .125 x 24' White | 2.325 |
| 19-MB-246 | 4 x .125 x 24' Bronze | 2.325 |
| 19-IV-400 | 4 x .125 x 24' Ivory | 2.325 |
| 19-BG-400 | 4 x .125 x 24' Beige | 2.325 |
| 19-BK-400 | 4 x .125 x 24' Black | 2.325 |
| 200-WH-028 | 4 x .125 x 30' White | 2.325 |
| 200-MB-028 | 4 x .125 x 30' Bronze | 2.325 |
| 19-WH-2500 | 4 x .250 x 20' White | 4.500 |
| 19-MB-2500 | 4 x .250 x 24' Bronze | 4.500 |
| 19-IV-2500 | 4 x .250 x 24' Ivory | 4.500 |
| 19-BG-2500 | 4 x .250 x 24' Beige | 4.500 |
| 19-WH-2501 | 4 x .250 x 24' 6" White | 4.500 |

3" Scalloped Square Tube

| | | |
|----------------|-----------------|-------|
| 42-WH-003 (MO) | 3" x 20' White | 0.757 |
| 200-WH-017 | 3" x 24' White | 0.757 |
| 200-MB-017 | 3" x 24' Bronze | 0.757 |
| 200-WH-018 | 3" x 30' White | 0.757 |
| 200-MB-018 | 3" x 30' Bronze | 0.757 |

**COLOR - Available in White (WH), Bronze (MB), Ivory (IV), and Beige (BG)

Hard-Rok
61-00-007
 Contains no gypsum or chlorides;
 Quick setting anchoring cement;
 5 Gallon Buckets

Quik Rok
61-00-001
 Anchoring Cement
 5 Gallon Bucket
NEVER to be used to anchor balcony railing or any similar human life safety structures

3/4" & 1" Spears

| | |
|--------------|------------------|
| 19-63-105PS1 | 3/4 x .062 x 58" |
| 19-63-105PS2 | 3/4 x .062 x 70" |
| 19-63-130PS1 | 1 x .060 x 58" |
| 19-63-130PS2 | 1 x .062 x 70" |

45° Post x 20'
52-63-2033 #2
 Wall: .085/.150 wt/ft: 1.041
 6061-T6

Touch Up Spray Paint
 (16 ounce cans)

| Stock Code | Color |
|----------------|--------------|
| 35-00-100 | White |
| 35-00-100G | White Gloss |
| 35-00-105 | Bronze |
| 35-00-105G | Bronze Gloss |
| 35-00-110 | Ivory Gloss |
| 35-00-115 (TX) | Beige |
| 35-00-115G | Beige Gloss |
| 35-00-120 | Black |
| 35-00-120G | Black Gloss |

Fence & Railing 03

| EMS FL | EMS NC | EMS TX | EMS MO |
|----------------------|----------------------|----------------------|----------------------|
| 1-800-432-2204 | 1-800-343-8154 | 1-800-996-6061 | 1-888-822-6061 |
| (561) 588-4780 - fax | (704) 391-2267 - fax | (281) 656-2297 - fax | (314) 344-3349 - fax |

Eastern Metal Supply Additional Locations: West Palm Beach & Lakeland, FL; Newark, DE and Birmingham, AL
 Quality Shapes In Aluminum [website: www.EasternMetal.com](http://www.EasternMetal.com) [e-mail: info@EasternMetal.com](mailto:info@EasternMetal.com) [version: 07/11/17](#)