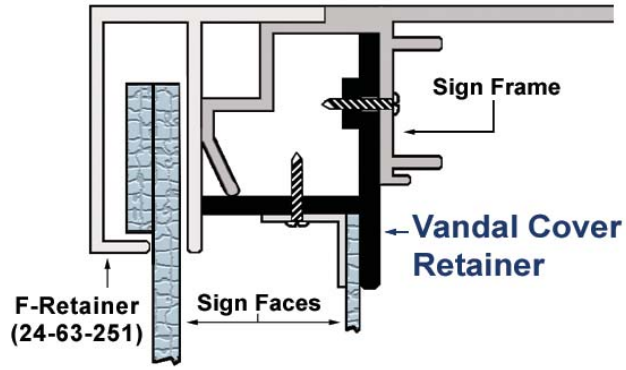
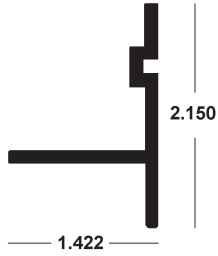
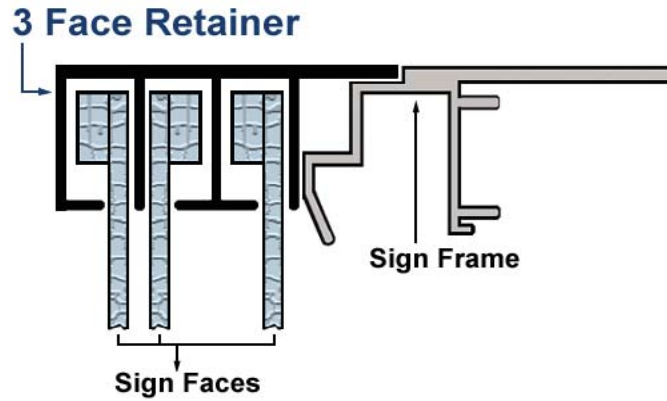
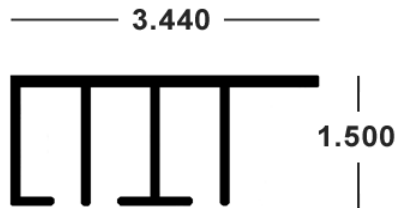


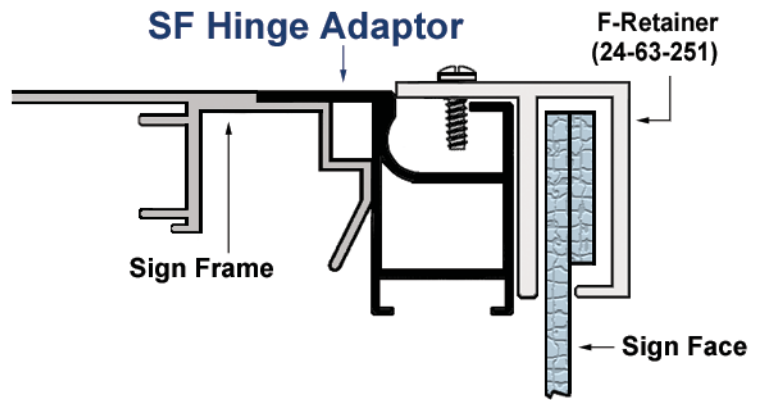
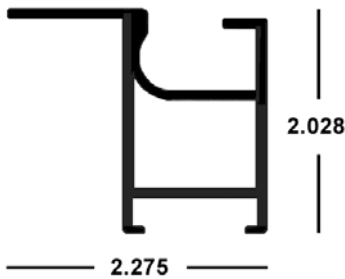
Vandal Cover Retainer x
24' 6" 24-63-270
Used with 10" & 12" Sign Frames



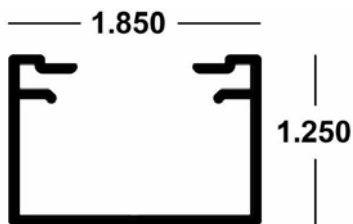
3 Face Retainer x 24' 6"
24-63-285




Sign Frame Hinge Adaptor
x 24' 6" 24-63-335




Socket Track Base x 24'
24-63-500
mates with Socket Track Cap



Socket Track Cap x 24'
24-63-505
mates with Socket Track Base



Socket Track Cap
24-63-505



Socket Track Base
24-63-500

Signage 07



Eastern Metal Supply
Quality Shapes In Aluminum

EMS FL

1-800-432-2204
(561) 588-4780 - fax

EMS NC

1-800-343-8154
(704) 391-2267 - fax

EMS TX

1-800-996-6061
(281) 656-2297 - fax

EMS MO

1-888-822-6061
(314) 344-3349 - fax

Additional Locations: West Palm Beach & Lakeland, FL; Newark, DE and Birmingham, AL

website: www.easternmetal.com

e-mail: info@easternmetal.com

version: 05/15/12

Male Hinge
 x 20' 24-63-245
 x 24' 6" 24-63-246
mates with Female Hinge

See Schematic: Signage p03 "B"

Female Hinge
 x 20' 24-63-240
 x 24' 6" 24-63-241
mates with Male Hinge

See Schematic: Signage p03 "B"

F-Retainer
 x 20' 24-63-250
 x 24' 6" 24-63-251
used with Male & Female Hinge

See Schematic: Signage p03 "A"

1-1/2" Double Tee Divider Bar x 24'
 SFT-1 24-63-120

See Schematic: Signage p03 "C"

2-1/2" Double Tee Divider Bar x 24'
 SFT-2 24-63-115

See Schematic: Signage p03 "C"

1-1/2 x 2 Divider Bar x 24' 6"
 24-63-275 (NC/DE/MO)

See Schematic: Signage p03 "C"

9" Radius Corner
 21-00-904
For 12" Sign Frame

9" Radius Corner Retainer
 21-00-905

Wall Frame
 Mill Order

Wall Divider
 Mill Order

Side View

Signage 08



EMS FL
 1-800-432-2204

EMS NC
 1-800-343-8154

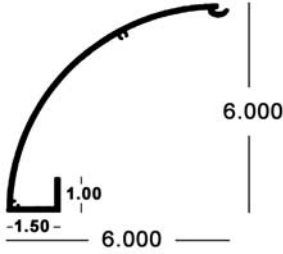
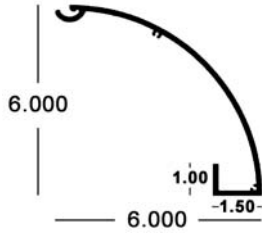
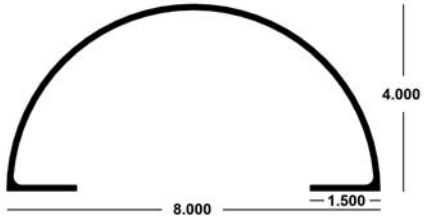
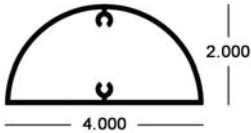
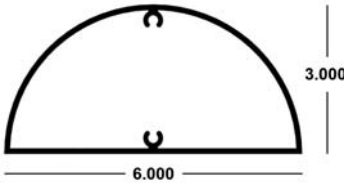
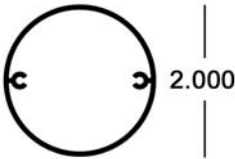
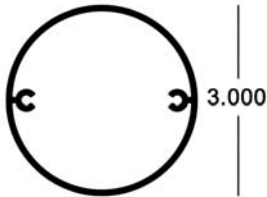
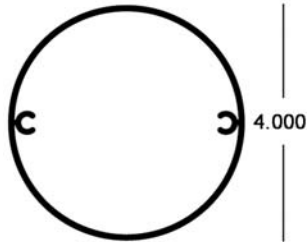




EMS TX
 1-800-996-6061

EMS MO
 1-888-822-6061

(561) 588-4780 - fax (704) 391-2267 - fax (281) 656-2297 - fax (314) 344-3349 - fax

Eastern Metal Supply
 Quality Shapes In Aluminum

Additional Locations: West Palm Beach & Lakeland, FL; Newark, DE and Birmingham, AL
website: www.easternmetal.com **e-mail:** info@easternmetal.com **version:** 05/15/12

<p>12" Half Round Male x 16' 24-61-241 (NC/DE) 6005-T6 <i>mates with female side</i> Wall Thickness: 0.140</p> 	<p>12" Half Round Female x 16' 24-61-242 (NC/DE) 6005-T6 <i>mates with male side</i> Wall Thickness: 0.140</p> 	<p>8" Half Round Mill Order (24-61-255) Wall Thickness: 0.125</p> 	
<p>4" x 2" x .083" Half Round x 24' 56-63-202 (FL) 6063 T6 M/F</p> 	<p>6" x 3" x .100" Half Round x 24' 56-63-205 (FL) 6063 T6 M/F</p> 		
<p>2" Post Mill Order</p> 	<p>3" x .083" Post x 24' 56-63-201 (FL) 6063 T6 M/F</p> 	<p>4" x .093" Post x 24' 56-63-204 (FL) 6063 T6 M/F</p> 	
<p>3 x .074 Fluted/Serrated Tube x 24' 17-63-149 6063-T5</p> 	<p>3 x .120 Fluted/Serrated Tube x 24' 17-63-151 6063-T5</p> 	<p>3 x .120 Fluted/Serrated Tube x 24' 17-63-300 6063-T5</p> 	<p>4 x .120 Fluted/Serrated Tube x 24' 17-63-310 6063-T5</p> 

Signage 09



EMS FL
1-800-432-2204
(561) 588-4780 - fax

EMS NC
1-800-343-8154
(704) 391-2267 - fax

EMS TX
1-800-996-6061
(281) 656-2297 - fax

EMS MO
1-888-822-6061
(314) 344-3349 - fax

Eastern Metal Supply
Quality Shapes In Aluminum

Additional Locations: West Palm Beach & Lakeland, FL; Newark, DE and Birmingham, AL
website: www.easternmetal.com **e-mail:** info@easternmetal.com **version:** 05/02/12