

## Sign Extrusions & Accessories

EMS has an extensive stock of sign frames, raceways & raceway lids, retainers, flex face signage, double tees, half-round posts, and a full line of aluminum standards.

Don't forget we also carry Square Tube (Standards p 15), Angle (Standards p9) a wide selection of Sheet Products (Standards pp 5-8) and a full line of Awning Extrusions.

Call the EMS nearest you for more information!

Stay up-to-date with our online catalog:  
[www.easternmetal.com](http://www.easternmetal.com)



### Proud Members:



<p>12" Fixed Retainer Sign Frame x 24' 6" SF-12R 24-63-230</p> <p>Accepts 1/8" angle as Corner Key</p>	<p>12" Sign Frame x 24' 6" w/o Retainer SF-12 24-63-235</p> <p>Accepts 1/8" angle as Corner Key <b>Retainer: 24-63-236</b></p>
<p>10" Fixed Retainer Sign Frame x 24' 6" SF-10R 24-63-220</p> <p>Accepts 1/8" angle as Corner Key</p>	<p>10" Sign Frame x 24' 6" w/o Retainer SF-10 24-63-225</p> <p>Accepts 1/8" angle as Corner Key <b>Retainer: 24-63-236</b></p>
<p>9" Single Face Sign Frame x 24' 6" 24-63-280</p> <p>Accepts 1/8" angle as Corner Key <b>Retainer: 24-63-236</b></p>	<p>8" Stackable Sign Frame x 24' 6" 24-63-400 8" Stackable SF Retainer x 24' 6" 24-63-405</p>

### Signage 01



**Eastern Metal Supply**  
Quality Shapes In Aluminum

**EMS FL**  
1-800-432-2204  
(561) 588-4780 - fax

**EMS NC**  
1-800-343-8154  
(704) 391-2267 - fax


**EMS TX**  
1-800-996-6061  
(281) 656-2297 - fax

**EMS MO**  
1-888-822-6061  
(314) 344-3349 - fax

**Additional Locations:** West Palm Beach & Lakeland, FL; Newark, DE and Birmingham, AL


**website:** [www.easternmetal.com](http://www.easternmetal.com) **e-mail:** [info@easternmetal.com](mailto:info@easternmetal.com) **version:** 03/20/12

7" Fixed Retainer Sign Frame x 24' 6"  
SF-7R 24-63-210



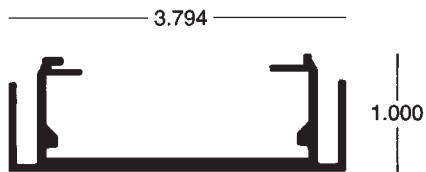
Accepts 1/16" angle as Corner Key

7" Sign Frame x 24' 6" w/o Retainer  
SF-7 24-63-215



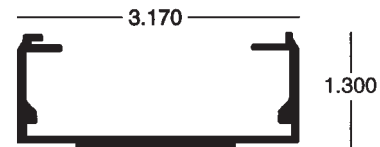
Accepts 1/16" angle as Corner Key Retainer: 24-63-216

4" Fixed Retainer Sign Frame x 24' 6"  
SF-4R 24-63-200




Accepts 1/16" angle as Corner Key

4" Sign Frame x 24' 6" w/o Retainer  
SF-4 24-63-205




Accepts 1/16" angle as Corner Key Retainer: 24-63-206

6" Fixed Retainer Sign Frame  
24-63-260 (MO) - Mill Order



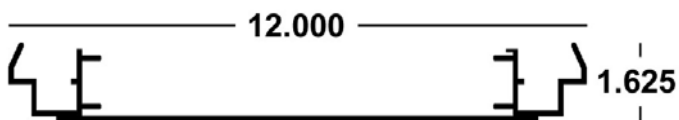
Accepts 1/16" angle as Corner Key

6" Sign Frame w/o Retainer  
24-63-255 (FL/MO) - Mill Order



Accepts 1/16" angle as Corner Key Retainer: 24-63-206

13" Sign Frame x 24' 6" w/o Retainer  
Mill Order (TX)



Accepts 1/8" angle as Corner Key Retainer: 24-63-236

Sign Frame Retainer Angle

**SFA-10/12 24-63-236**

1-1/2 x 1-1/2 x 1/8 x 24' 6"

mates with SF-10, SF-12 and 9" Single Face Sign Frame

**SFA-7 24-63-216**

1-1/2 x 1-1/2 x 1/16 x 24' 6"

mates with SF-7

**SFA-4 24-63-206**

1 x 1 x 1/16 x 24' 6"

mates with SF-4, 6" SF



Signage 02



[EMS FL](#)

1-800-432-2204

(561) 588-4780 - fax

[EMS NC](#)

1-800-343-8154

(704) 391-2267 - fax

[EMS TX](#)

1-800-996-6061

(281) 656-2297 - fax

[EMS MO](#)

1-888-822-6061

(314) 344-3349 - fax

**Eastern Metal Supply**

Quality Shapes In Aluminum

**Additional Locations:** West Palm Beach & Lakeland, FL and Newark, DE

**website:** [www.easternmetal.com](http://www.easternmetal.com)

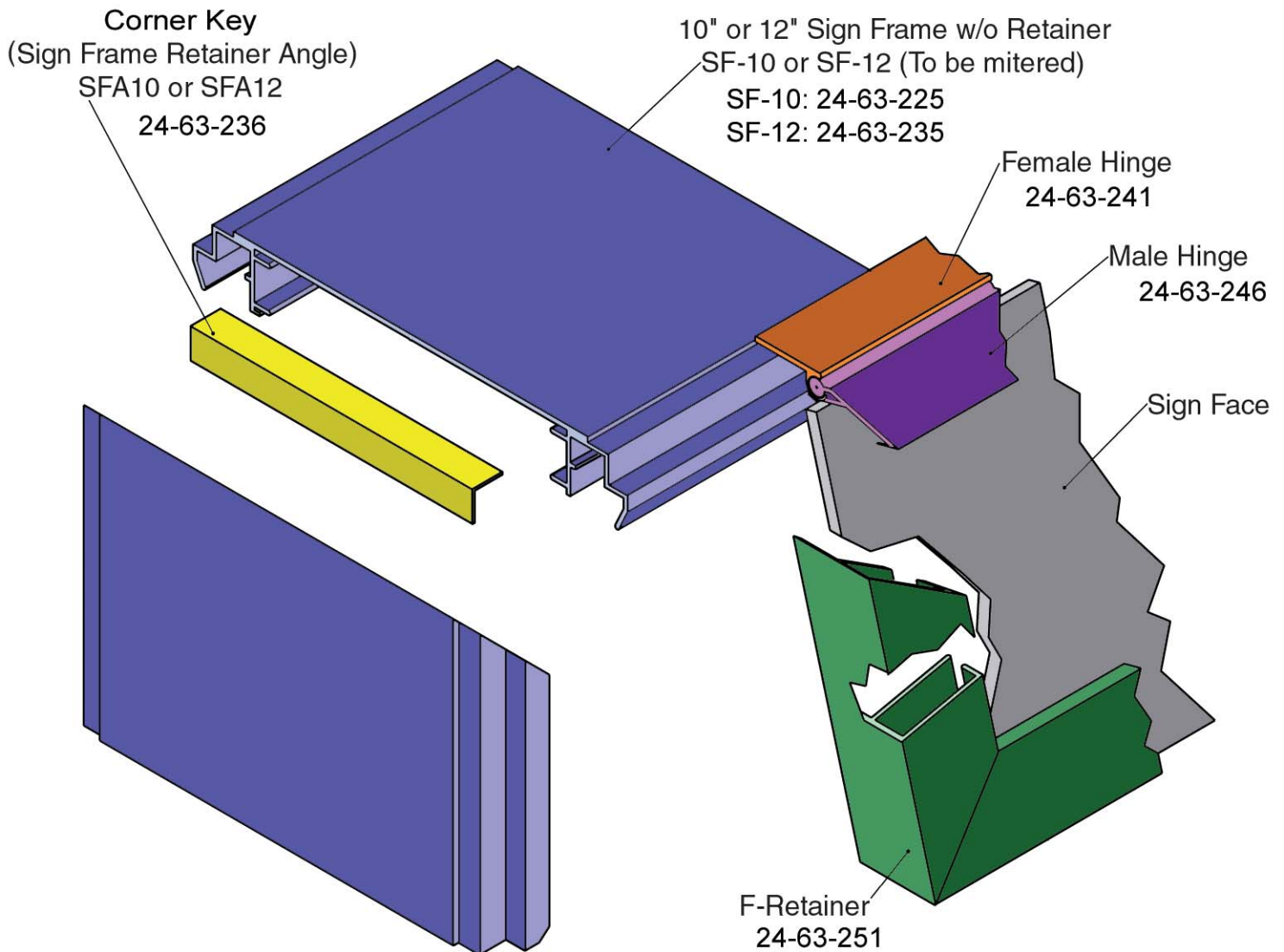
**e-mail:** [info@easternmetal.com](mailto:info@easternmetal.com)

**version:** 04/07/09

# Eastern Metal Supply

Quality Shapes In Aluminum

## 10" or 12" Hingeable Sign Frame



**Eastern Metal Supply**  
Quality Shapes In Aluminum

EMS FL

1-800-432-2204  
(561) 588-4780 - fax

EMS NC

1-800-343-8154  
(704) 391-2267 - fax

EMS TX

1-800-996-6061  
(281) 656-2297 - fax

EMS MO

1-888-822-6061  
(314) 344-3349 - fax

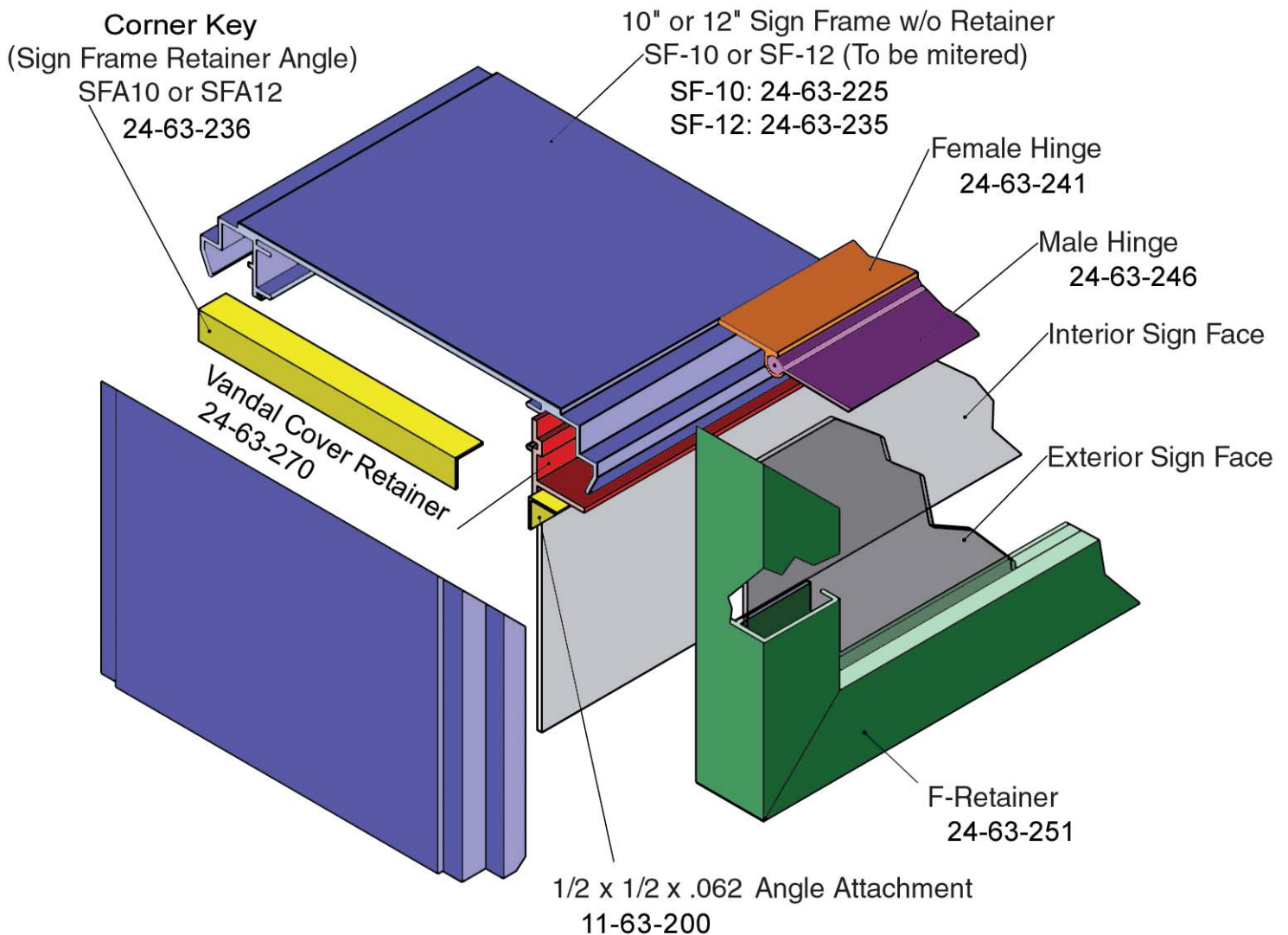
Additional Locations: West Palm Beach & Lakeland, FL, Birmingham, AL and Newark, DE

website: [www.easternmetal.com](http://www.easternmetal.com) e-mail: [info@easternmetal.com](mailto:info@easternmetal.com) SIGN schematic 03/09/12

# Eastern Metal Supply

## Quality Shapes In Aluminum

### 10" or 12" Hingeable Sign Frame with Vandal Cover



**Eastern Metal Supply**  
Quality Shapes In Aluminum

EMS FL

1-800-432-2204  
(561) 588-4780 - fax

EMS NC

1-800-343-8154  
(704) 391-2267 - fax

EMS TX

1-800-996-6061  
(281) 656-2297 - fax

EMS MO

1-888-822-6061  
(314) 344-3349 - fax

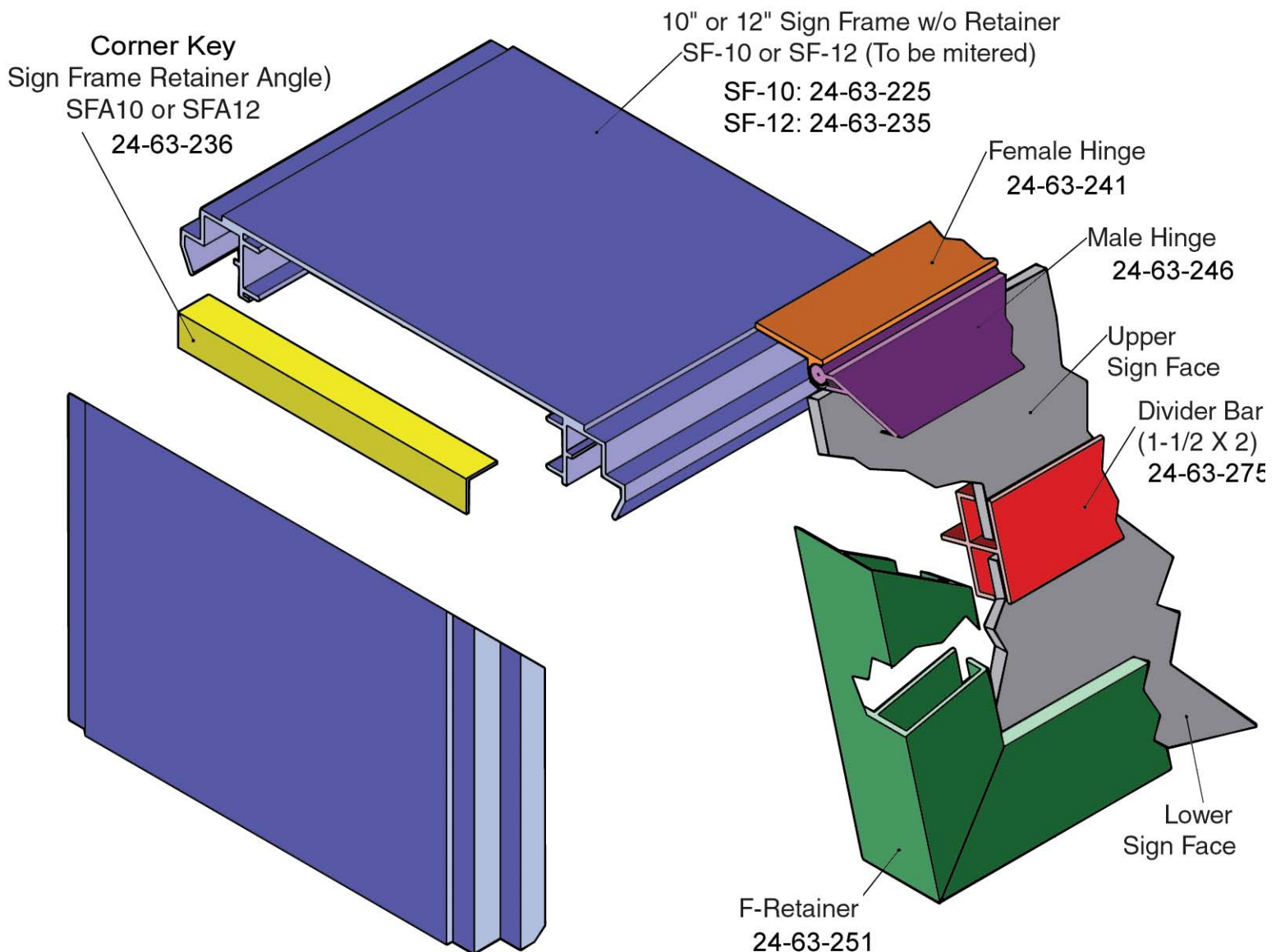
Additional Locations: West Palm Beach & Lakeland, FL, Birmingham, AL and Newark, DE

website: [www.easternmetal.com](http://www.easternmetal.com) e-mail: [info@easternmetal.com](mailto:info@easternmetal.com) SIGN schematic 03/09/12

# Eastern Metal Supply

## Quality Shapes In Aluminum

### 10" or 12" Hingeable Sign Frame with Divider Bar



**Eastern Metal Supply**  
Quality Shapes In Aluminum

EMS FL

1-800-432-2204  
(561) 588-4780 - fax

EMS NC

1-800-343-8154  
(704) 391-2267 - fax

EMS TX

1-800-996-6061  
(281) 656-2297 - fax

EMS MO

1-888-822-6061  
(314) 344-3349 - fax

Additional Locations: West Palm Beach & Lakeland, FL, Birmingham, AL and Newark, DE

website: [www.easternmetal.com](http://www.easternmetal.com) e-mail: [info@easternmetal.com](mailto:info@easternmetal.com) SIGN schematic 03/09/12

