

## Boat Trailer Aluminum I-Beam - FULL SIZE

Size in Inches (E x M x S / A) - 6061-T6 Full Radius

<b>4 x 3 x .285 / .170</b>	<b>2.774 #/ft</b>
16-64-205 x 18' 6"	51.319 #/pc
16-64-207 x 20'	55.480 #/pc
16-64-210 x 21'	58.254 #/pc

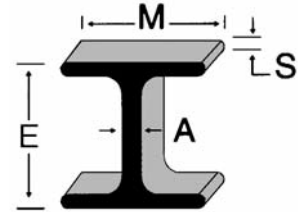
<b>6 x 4 x .350 / .210</b>	<b>4.681 #/ft</b>
16-64-240 x 25'	117.00 #/pc
16-64-245 x 28'	131.04 #/pc

<b>8 x 5 x .410 / .250</b>	<b>7.020 #/ft</b>
16-64-300 x 30'	210.60 #/pc
16-64-308 x 32'	224.64 #/pc
16-64-310 x 35'	245.70 #/pc
52-61-1711 x 37'	259.74 #/pc
16-64-320 x 40'	280.80 #/pc
52-61-1436 x 45'	315.90 #/pc

<b>5 x 3.5 x .305 / .185</b>	<b>3.553 #/ft</b>
16-64-225 x 20'	71.06 #/pc
<b>7 x 4.5 x .345 / .230</b>	<b>5.449 #/ft</b>
MILL ORDER 16-64-255	

<b>10 x 6 x .500 / .290</b>	<b>10.286 #/ft</b>
16-64-330 x 40'	411.44 #/pc
16-64-340 x 45'	462.87 #/pc

<b>12 x 7 x .620/.310</b>	<b>14.098 #/ft</b>
16-64-445 x 45'	634.41 #/pc
16-64-450 x 50'	704.90 #/pc



## Boat Trailer Aluminum I-Beam - HALF SIZE

Size in Inches (E x M x S / A) - 6061-T6 Full Radius

<b>3.5 x 2.5 x .25 / .15</b>	<b>2.033 #/ft</b>
52-61-2489B x 25'	50.825 #/pc

<b>4.5 x 3 x .260/.175</b>	<b>2.713 #/ft</b>
16-61-289 x 13'	35.269 #/pc
16-61-290 x 14'	37.982 #/pc
16-61-295 x 15'	40.695 #/pc
16-61-300 x 16'	43.408 #/pc
16-61-308 x 17'	46.121 #/pc
16-61-310 x 18'	48.834 #/pc
16-61-320 x 18' 6"	50.191 #/pc
16-61-325 x 19' (TX)	51.547 #/pc
16-61-330 x 20'	54.260 #/pc
16-61-335 x 21'	56.973 #/pc
16-61-340 x 22'	59.686 #/pc

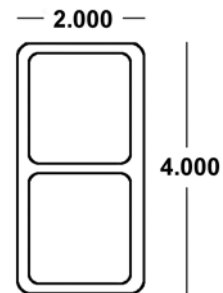
<b>6.5 x 4 x .310/.220</b>	<b>4.561 #/ft</b>
52-61-4587 x 19'	86.659 #/pc
16-61-490 x 20'	91.220 #/pc
16-61-495 x 21'	95.781 #/pc
16-61-500 x 22'	100.342 #/pc
16-61-510 x 23'	104.903 #/pc
16-61-520 x 25'	114.025 #/pc
16-61-525 x 26'	118.586 #/pc
16-61-530 x 27'	123.147 #/pc
16-61-535 x 28'	127.708 #/pc
16-61-540 x 30'	136.830 #/pc

<b>3.570 x 3 x .260/.175</b>	<b>2.478 #/ft</b>
MILL ORDER x 16'	39.648 #/pc
16-61-307 (NC)	

<b>5.5 x 3.5 x .280/.195</b>	<b>3.524 #/ft</b>
16-61-380 x 16'	56.384 #/pc
16-61-390 x 18'	63.432 #/pc
16-61-395 x 19'	66.956 #/pc
16-61-400 x 20'	70.480 #/pc
16-61-410 x 21'	74.004 #/pc
16-61-415 x 22'	77.528 #/pc
16-61-420 x 23'	81.052 #/pc
16-61-430 x 25'	88.100 #/pc

<b>7.5 x 4.375 x .350/.230</b>	<b>5.584 #/ft</b>
16-61-600 x 25'	139.600 #/pc
16-61-605 x 26'	145.184 #/pc
52-61-1379 x 27'	150.768 #/pc
16-61-608 x 28'	156.352 #/pc
16-61-610 x 30'	167.520 #/pc
16-61-620 x 32'	178.688 #/pc
52-61-1339 x 33'	184.272 #/pc
16-61-630 x 35'	195.440 #/pc
16-61-635 x 38'	212.192 #/pc

**Double Hollow/Side Rail**  
MILL ORDER  
52-61-3857  
2 x 4 x .200/.150 x 20'  
6061 T6510 Mill Finish  
For Welded Trailers



*Items marked as MILL ORDER are non stock but available. Product codes listed on MILL ORDER items are for die reference only. Customer must specify length, alloy & temper.*

Standards 24



**Eastern Metal Supply**  
Quality Shapes In Aluminum

**EMS FL**  
1-800-432-2204  
(561) 588-4780 - fax

**EMS NC**  
1-800-343-8154  
(704) 391-2267 - fax

**EMS TX**  
1-800-996-6061  
(281) 656-2297 - fax

**EMS MO**  
1-888-822-6061  
(314) 344-3349 - fax

**Additional Locations:** West Palm Beach & Lakeland, FL; Newark, DE; Birmingham, AL and Akron, OH

**website:** [www.EasternMetal.com](http://www.EasternMetal.com)

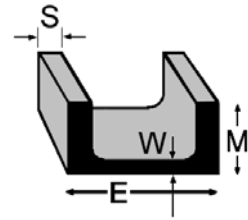
**e-mail:** [info@EasternMetal.com](mailto:info@EasternMetal.com)

**version:** 09/21/17

# Boat Trailer Components

## Structural Channel (Aluminum Association - 6061-T6)

Stock Code	Size in Inches	Appr. Wt/Lin ft
13-61-562	8 x 3-3/4 x .410 /.250 (x 32')	5.787
13-61-564	8 x 3-3/4 x .410 /.250 (x 40')	5.787
13-61-571	10 x 3-1/2 x .410 /.250 (x 40')	6.136
13-61-572	10 x 3-1/2 x .410 /.250 (x 45')	6.136
13-61-580	12 x 4 x .470 /.290 (x 50')	8.274



## Radius Rectangular Tube - 6061-T6

52-61-1045	1-1/2 x 1/4 x 18'	1.461
20-61-279	2 x 3 x 1/4 x 24'	2.636
52-61-1040	2.45 x 1/4 x 18'	2.640

## 3" x 3" Straight Cross Members 6061-T6

52-61-749	3 x 3/16 x 18'	2.502
52-61-750	3 x 1/4 x 18'	3.204
52-61-778C	3 x 1/4 x 52-1/2"	3.204
52-61-779	3 x 1/4 x 59-1/2"	3.204
52-61-778A	3 x 1/4 x 71-1/2"	3.204
52-61-778B	3 x 1/4 x 79-1/2"	3.204



Cross Members (Straight & Bent)

## 3" x 3" Straight Cross Members (6063-T6 for bending)

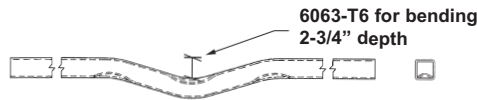
Available in various lengths and cuts, mitre or straight, for Mill Order quantities

52-63-8188	3 x 3/16 x 25' (.188 radius)	2.502
52-61-1359	3 x 1/4 x 60" (w/19 Degree Ends - 6061 T6)	3.204
51-63-897	3 x 1/4 x 18' 3"	3.204
52-63-8441	3 x 1/4 x 25'	3.204

## 3" x 3" x 1/4" Bent Cross Members (6063-T6)

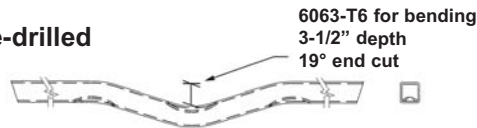
### 90° End Cut, 2-3/4" depth bend

275-90-59	3 x 1/4 x 59"
275-90-72	3 x 1/4 x 72"
275-90-80	3 x 1/4 x 80"
275-90-100	3 x 1/4 x 100"



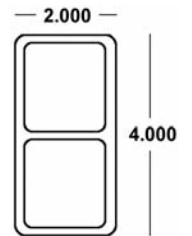
### 19° End Cut, 3-1/2" depth bend; pre-drilled

350-19-63	3 x 1/4 x 63"
350-19-72.5	3 x 1/4 x 72-1/2"
350-19-80.5	3 x 1/4 x 80-1/2"



## Double Hollow/Side Rail x 20'

MILL ORDER  
52-61-3857  
2 x 4 x .200/.150  
6061 T6510 MF  
For Welded Trailers



## Double Hollow Trailer Tongues

Double Hollow x 24'	Standard Double Hollow/Tongue x 24'	Standard Double Hollow/Tongue x 24'	Heavy Double Hollow/Tongue x 24'
1-00-007 6061 T6 Mill Finish	52-61-3817 6005A T61 Mill Finish	52-61-3815 6005A T61 Mill Finish	52-61-3816 6005A T61 Mill Finish
3 x 3 x .188/.140	3 x 4 x .200/.150	3 x 5 x .260/.180	3 x 5 x .325/.180
0-24" Tongue Projection: Max Load: 225 lbs	0-24" Tongue Projection: Max Load: 400 lbs	0-24" Tongue Projection: Max Load: 750 lbs	0-24" Tongue Projection: Max Load: 850 lbs
25-30" Tongue Projection: Max Load: 150 lbs	25-30" Tongue Projection: Max Load: 275 lbs	25-30" Tongue Projection: Max Load: 600 lbs	25-30" Tongue Projection: Max Load: 675 lbs

## I-Beam Tie Strap - Miscellaneous Fender Brackets & Tie Plate Spacers are available upon request

52-63-9356	8-1/2 x 2 x 1/4 (7/16" holes)
52-63-9355	7-3/4 x 2 x 1/4 (7/16" holes)
52-63-9354	6-3/4 x 2 x 1/4 (7/16" holes)
Special Order	5-7/8 x 2 x 1/4 (7/16" holes)



Items marked as MILL ORDER are non stock but available.  
Product codes listed on MILL ORDER items are for die reference only.  
Customer must specify length, alloy & temper.

## Standards 25



**Eastern Metal Supply**  
Quality Shapes In Aluminum

### EMS FL

1-800-432-2204  
(561) 588-4780 - fax

### EMS NC

1-800-343-8154  
(704) 391-2267 - fax

### EMS TX

1-800-996-6061  
(281) 656-2297 - fax

### EMS MO

1-888-822-6061  
(314) 344-3349 - fax

Additional Locations: West Palm Beach & Lakeland, FL; Newark, DE and Birmingham, AL

website: [www.EasternMetal.com](http://www.EasternMetal.com)

e-mail: [info@EasternMetal.com](mailto:info@EasternMetal.com)

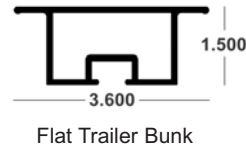
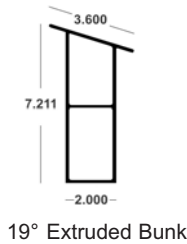
version: 08/01/16

# Boat Bunks

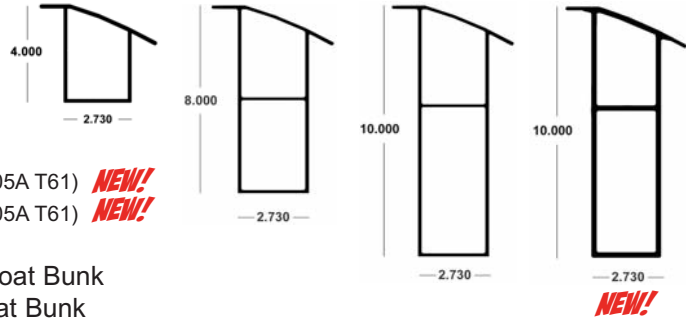
52-63-6513	19° Extruded Bunk x 12'	2.347
40-63-230	19° Extruded Bunk x 20'	2.347
40-63-235	19° Extruded Bunk x 24'	2.347
1-00-005	3.6 x 1.5 Flat Trailer Bunk x 24'	1.172

## Universal Bunk (Flat, 19°, 24°, 28°)

40-63-271	4" Universal x 24'	1.626
40-63-280	8" Universal x 10' (Flat, 19°, 24°, 28°)	2.898
40-63-273	8" Universal x 12' (Flat, 19°, 24°, 28°)	2.898
40-63-274	8" Universal x 14' (Flat, 19°, 24°, 28°)	2.898
40-63-276	8" Universal x 16' (Flat, 19°, 24°, 28°)	2.898
40-63-275	8" Universal x 24' (Flat, 19°, 24°, 28°)	2.898
40-63-282	10" Universal Bunk x 10'	3.759
40-63-281	10" Universal Bunk x 12'	3.759
40-63-279	10" Universal Bunk x 14'	3.759
40-63-277	10" Universal Bunk x 16'	3.759
40-05-277	10" HD Universal Bunk x 16'	6.326 - (6005A T61) <b>NEW!</b>
40-05-278	10" HD Universal Bunk x 24'	6.326 - (6005A T61) <b>NEW!</b>
40-63-278	10" Universal Bunk x 24'	3.759
21-00-712R	End Cap Casting (Right) for 8" Universal Boat Bunk	
21-00-712L	End Cap Casting (Left) for 8" Universal Boat Bunk	
13-63-285	3 x 1 x 1/8 x 20' Channel	0.713 (used as end caps for 8" and 10" Universal Bunk)



(below: left to right) 4" Universal Boat Bunk  
8" Universal Boat Bunk • 10" Universal Boat Bunk



## Pre-fabbed Bunk - Bunk supplied with vinyl pad (40-63-2401) and end caps on both ends, attached with aluminum rivets.

4" Universal Pre-Fabbed Bunk		10" Universal Pre-Fabbed Bunk	
40-63-271F	6'	40-63-282F	10'
40-63-271F8	8'	40-63-281F	12'
40-63-271F12	12'	40-63-279F	14'
<b>8" Universal Pre-Fabbed Bunk</b>		40-63-277F	16'
40-63-270F	8'	40-05-277F	16' HD (6005A T61) <b>NEW!</b>
40-63-280F	10'	40-63-283F	18'
40-63-273F	12'	<b>19° Extruded Pre-Fabbed Bunk (without end caps)</b>	
40-63-274F	14'	52-63-6513F	12' Pre-Fabbed Bunk <b>NEW!</b>
40-63-276F	16'		



## Bunk Pad

40-63-2400	Black Vinyl x 100' Coils - Fits 19° bunks
40-63-2401	Universal Bunk Pad Black Vinyl x 100' (fits 8" and 10" Universal Bunk)

## Bunk Pad End Caps

13-63-270	2-1/4 x 7/8 x 1/8 x 20' Channel	0.563
	(used as end caps for 19° Extruded Bunk)	

UNVBUNK Left and Right Universal Bunk End Caps; Black Nylon

## Bunk Bracket

40-63-430	4" Universal Bunk Bracket x 5" - with 3 Holes
52-61-0025	Adjustable Bunk Bracket x 5" - with 4 Holes; Accepts 2" Sq. Tube
52-61-002	Adjustable Bunk Bracket x 12' 3" - Accepts 2" Sq. Tube
40-63-225	2 x 5-3/4 x .300 x 5" Bunk Bracket Angle
40-63-220	2 x 8 x .300 x 5" Bunk Bracket Angle
40-63-218	2 x 10 x .300 x 5" Bunk Bracket Angle



## Guide Poles

52-63-6675	1-1/4" SCH 40 Pipe x 8' 90° Bend w/7-1/4" Radius
52-63-9962	1-1/2" x 1/8" x 66" Sq. Tube w/Radius; w/Welded Tab (33" Height from Tab)
52-63-9963	1-1/2" x 1/8" x 88" Sq. Tube w/Radius; w/Welded Tab (55" Height from Tab)



## Standards 26



**Eastern Metal Supply**  
Quality Shapes In Aluminum

### EMS FL

1-800-432-2204  
(561) 588-4780 - fax

### EMS NC

1-800-343-8154  
(704) 391-2267 - fax

### EMS TX

1-800-996-6061  
(281) 656-2297 - fax

### EMS MO

1-888-822-6061  
(314) 344-3349 - fax

**Additional Locations:** West Palm Beach & Lakeland, FL; Newark, DE; Birmingham, AL; Akron, OH and Van Buren, AR  
**website:** [www.EasternMetal.com](http://www.EasternMetal.com) • **e-mail:** [info@EasternMetal.com](mailto:info@EasternMetal.com) **version:** 05/21/18

# Fenders - Single, Tandem and Triple Axle

## .100 Tread Brite

Size in Inches

### Single Axle

	<u>(Width x Tip-to-Tip x Height)</u>	<u>Wheel Size</u>
50-00-027571EZ	8 x 31.5 x 14	13"/14" wheel
50-00-306	9 x 28-1/2 x 13-3/4	13"/14" wheel
50-00-302+	9 x 31 x 15+	13"/14" wheel
50-00-308	9 x 33-1/4 x 17-1/2	13"/14" wheel
50-00-303	10 x 31 x 16	14"/15" wheel



Single Axle Fender



Tandem Axle Fender



Tri-Axle Fender

### Tandem Axle

50-00-309	9 x 60 x 15 (14" Radius)	13"/14" wheel
50-00-304	9 x 62 x 14 (14" Radius)	13"/14" wheel
50-00-311*	10 x 64 x 13 (12-1/2" Radius)*	14"/15"/16" wheel
	<i>*2 oblong holes to attach to knurled step pad</i>	
50-00-310+	10 x 68 x 16 (14-1/2" Radius)+	14"/15"/16" wheel
	<i>+ Also available with sharper side radius</i>	



Tear Drop Fender



Tandem Jeep Style Fender

### Triple Axle

50-00-312	10 x 103 x 18 (15" Radius)	14"/15"/16" wheel
50-00-412	10 x 110 x 18 (15" Radius)	14"/15"/16" wheel

### Tear Drop - **NEW!**


50-TD-309	9 x 60 x 15 (14" Radius)	13"/14" wheel
50-TD-310	10 x 68 x 16 (14" Radius)	14"/15"/16" wheel

### Jeep Style

50-00-501	10 x 32 x 14	13"/14" wheel
50-00-502	10 x 68 x 16	13"/14" wheel
50-00-312J	10 x 103 x 18	14"/15"/16" wheel



Tear Drop Insert - **NEW!**



Turn your standard 9" or 10" Double or Triple Axle Fender into Tear Drop Fenders

## .080 Tread Brite

50-00-611	10" x 64" x 13"	14"/15"/16" wheel
-----------	-----------------	-------------------

### Triple Axle

50-00-612	10 x 103 x 18	14"/15"/16" wheel
-----------	---------------	-------------------

### Tear Drop Insert - **NEW!**

50-00-600	Tear Drop insert for 9" and 10" Fenders
-----------	---

### Mill Finish (PVC'd & Polybagged on each end) - **NEW!**

50-MF-302	9 x 32 x 16 Single Fender	13"/14" wheel
50-MF-310	10 x 68 x 17 Tandem Fender	14"/15"/16" wheel
50-MF-312	10 x 102 x 14 Triple Fender	14"/15"/16" wheel



Mill Finish Fender - PVC'd & Polybagged on each end - **NEW!**

### Step Pads (Angled for use with Round Fenders above):

<u>Stock Code</u>	<u>Size in Inches</u>	<u>Approx. Wt/Lin ft</u>
52-61-2814	4 x 1-1/2 Step Pad x 15"	1.375
16-61-800	4 x 1-1/2 Step Pad x 12"	1.375
52-61-1857* (TX)	4 x 1-1/2 Step Pad x 25"	1.538 <i>*with 3rd Leg/Stiffener</i>

### Angled End Cap for Step Pad

21-00-585R	4 x 1-1/2 Angled End Cap (Right) for Step Pad
21-00-585L	4 x 1-1/2 Angled End Cap (Left) for Step Pad



Angled End Cap for Step Pad

### 90° Step Pads (for use with Jeep Style/Box Type Fenders & some Round Fenders):

16-61-900	4 x 2 Knurled Step Pad x 13"	1.591
16-61-905	4 x 2 Knurled Step Pad x 15"	1.591
16-61-950	4 x 2 Knurled Step Pad x 12"	1.591



Knurled Step Pad w/ End Cap Casting

### End Cap Castings

21-00-588R	Flat End Cap Casting (Right) for 4 x 2 Step Pad
21-00-588L	Flat End Cap Casting (Left) for 4 x 2 Step Pad

Miscellaneous Fender Brackets & Tie Plate  
Spacers Available Upon Request

Items marked as MILL ORDER are non stock but available.  
Product codes listed on MILL ORDER items are for die reference only.  
Customer must specify length, alloy & temper.

## Standards 27



### EMS FL

1-800-432-2204  
(561) 588-4780 - fax

### EMS NC

1-800-343-8154  
(704) 391-2267 - fax

### EMS TX

1-800-996-6061  
(281) 656-2297 - fax

### EMS MO

1-888-822-6061  
(314) 344-3349 - fax

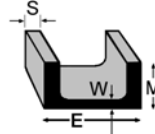
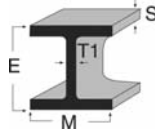
**Eastern Metal Supply**

Quality Shapes In Aluminum

Additional Locations: West Palm Beach & Lakeland, FL; Newark, DE; Birmingham, AL, Akron, OH and Van Buren, AR  
website: [www.EasternMetal.com](http://www.EasternMetal.com) e-mail: [info@EasternMetal.com](mailto:info@EasternMetal.com) version: 03/13/18



# Boat Lift Extrusions and Accessories



## Structural Aluminum I-Beam (Aluminum Association)

6061-T6 x 25' Stock Code	Size in Inches (E x M x S / T1)	Approx. Wt/Lin ft.
MILL ORDER	3.00 x 2.50 x .20 / .13 (16-61-2001 NC)	1.637
16-61-205	3.00 x 2.50 x .26 / .15	2.030
16-61-210	4.00 x 3.00 x .23 / .15	2.331
52-61-3219	4.00 x 3.00 x .29 / .17	2.793
16-61-220	5.00 x 3.50 x .32 / .19 (25')	3.700
16-61-225	6.00 x 4.00 x .29 / .19	4.030
52-61-2036	6.00 x 4.00 x .35 / .21 (11')	4.700
16-61-230	6.00 x 4.00 x .35 / .21	4.700
25-61-599	Pulley Ear Bracket x 12' (for 6 x 4 I-Beams)	
16-61-235	7.00 x 4.50 x .38 / .23	5.800
52-61-1700	8.00 x 5.00 x .35 / .23 (12' 6")	6.307
16-61-240	8.00 x 5.00 x .35 / .23	6.307
52-61-2026	8.00 x 5.00 x .41 / .25 (12' 6")	7.023
52-61-775	8.00 x 5.00 x .41 / .25	7.023
52-61-4255	8.00 x 5.00 x .41 / .25 (26')	7.023
52-61-791	8.00 x 5.00 x .41 / .25 (30')	7.023
52-61-4409	8.00 x 5.00 x .41 / .25 (32')	7.023
52-61-2312	8.00 x 5.00 x .41 / .25 (40')	7.023
25-61-600	Pulley Ear Bracket x 12' (for 8 x 5 I-Beams)	
16-61-262	9.00 x 5.50 x .44 / .27	8.360
52-61-3121	10.00 x 6.00 x .41 / .25 (14')	8.646
52-61-1408	10.00 x 6.00 x .41 / .25 (16')	8.646
16-61-263	10.00 x 6.00 x .41 / .25 (25')	8.646
16-61-264	10.00 x 6.00 x .41 / .25 (28')	8.646
16-61-265	10.00 x 6.00 x .41 / .25 (32')	8.646
52-61-911	10.00 x 6.00 x .50 / .29 (25')	10.286
52-61-1410	10.00 x 6.00 x .50 / .29 (32')	10.286
52-61-1389	10.00 x 6.00 x .50 / .29 (40')	10.286
25-61-601	Pulley Ear Bracket x 12' (for 10 x 6 I-Beams)	
52-61-2382	12.00 x 7.00 x .47 / .29	11.672
52-61-1171	12.00 x 7.00 x .62 / .31 (20')	14.292
52-61-1855	12.00 x 7.00 x .62 / .31	14.292
52-61-2301	12.00 x 7.00 x .62 / .31 (32')	14.292
52-61-2872	12.00 x 7.00 x .62 / .31 (40')	14.292
16-61-266	12.00 x 7.00 x .62 / .31 (50')	14.292

## Structural Aluminum Channel (Aluminum Association)

6061-T6 x 25' Stock Code	Size in Inches (E x M x S / F)	Approx. Wt/Lin ft.
13-61-500	2 x 1 x .130 / .130	0.577
13-61-503	2 x 1.25 x .260 / .170 (20')	1.071
13-61-510	3 x 1.50 x .200 / .130	1.135
13-61-515	3 x 1.75 x .260 / .170	1.597
13-61-520	4 x 2 x .230 / .150	1.738
13-61-525	4 x 2.25 x .290 / .190	2.331
52-61-3728	5 x 2.25 x .260 / .150 (x 12' 9")	2.212
52-61-440	5 x 2.25 x .150 / .260 (20')	2.212
13-61-530	5 x 2.25 x .260 / .150	2.212
13-61-535	5 x 2.75 x .320 / .190	3.089
13-61-540	6 x 2.50 x .290 / .170	2.834
52-61-3427	6 x 2.50 x .290 / .170 (x 12' 6")	2.834
13-61-541	6 x 2.50 x .290 / .170 (14' 6")	2.834
52-61-3729	6 x 3.25 x .350 / .210 (x 12' 9")	4.030
13-61-545	6 x 3.25 x .350 / .210	4.030
13-61-575	7 x 2.75 x .290 / .170	3.205
52-61-1450	7 x 2.75 x .290 / .170 (15' 6")	3.205
52-61-0017	7 x 2.75 x .290 / .170 (x 17')	3.205
52-61-593	7 x 3.50 x .380 / .210	4.715
13-61-560	8 x 3 x .350 / .190	4.147
52-61-4329	8 x 3 x .350 / .190 (40')	4.147
52-61-1707	8 x 3.75 x .410 / .250 (x 14' 9")	5.787
13-61-561	8 x 3.75 x .410 / .250 (15')	5.787
52-61-1503	8 x 3.75 x .410 / .250 (x 16' 9")	5.787
13-61-563	8 x 3.75 x .410 / .250	5.787
13-61-562	8 x 3.75 x .410 / .250 (32')	5.787
13-61-564	8 x 3-3/4 x .410 / .250 (40')	5.787
MILL ORDER	9 x 3.25 x .350 / .230 (13-61-585 - NC)	4.983
MILL ORDER	9 x 4 x .440 / .240 (13-61-590 - NC)	6.970
13-61-571	10 x 3.5 x .410 / .250 (40')	6.136
13-61-572	10 x 3.5 x .410 / .250 (45')	6.136
MILL ORDER	10 x 4-1/4 x .500 / .310 (52-61-2272)	8.360
MILL ORDER	12 x 4 x .470 / .290 (13-61-580 - TX)	8.274
MILL ORDER	12 x 5 x .620 / .350 (51-61-107)	11.822

Items marked as MILL ORDER are non stock but available.  
Product codes listed on MILL ORDER items are for die reference only.  
Customer must specify length, alloy & temper.

### Standards 28



#### EMS FL

1-800-432-2204  
(561) 588-4780 - fax

#### EMS NC

1-800-343-8154  
(704) 391-2267 - fax

#### EMS TX

1-800-996-6061  
(281) 656-2297 - fax

#### EMS MO

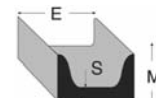
1-888-822-6061  
(314) 344-3349 - fax

**Eastern Metal Supply**  
Quality Shapes In Aluminum

**Additional Locations:** West Palm Beach & Lakeland, FL; Newark, DE and Birmingham, AL  
**website:** [www.EasternMetal.com](http://www.EasternMetal.com) **e-mail:** [info@EasternMetal.com](mailto:info@EasternMetal.com) **version:** 12/30/16

# Boat Lift Extrusions and Accessories

## Structural Aluminum Channel - 6061-T6 x 25' (American Standard)

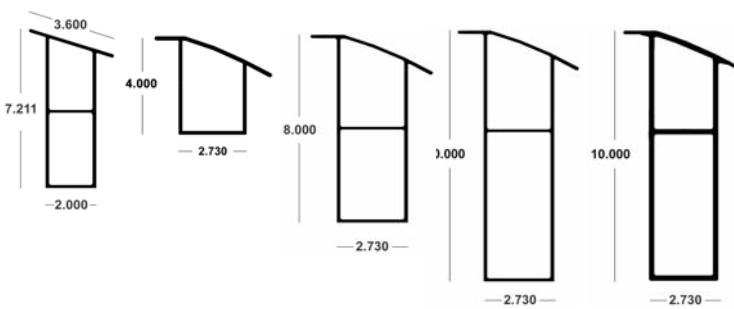


Stock Code	(E x M x S / F) Size in Inches	Approx. Wt/Lin ft.	Stock Code	(E x M x S / F) Size in Inches	Approx. Wt/Lin ft.
13-61-200	3 x 1.41 x .170	1.417	13-61-275	8 x 2.29 x .250	4.252
13-61-205	3 x 1.498 x .258	1.729	MILL ORDER 13-61-280 (NC)	8 x 2.343 x .303	4.951
13-61-210	3 x 1.596 x .356	2.074	MILL ORDER 13-61-285 (NC)	8 x 2.435 x .395	5.617
13-61-215	4 x 1.58 x .180	1.846	13-61-290	8 x 2.527 x .487	6.484
13-61-220 (TX)	4 x 1.647 x .247	2.161	MILL ORDER	9 x 2.43 x .230	4.604
13-61-216	4 x 1.72 x .320	2.504	MILL ORDER 13-61-668 (NC)	9 x 2.648 x .448	6.911
13-61-230	5 x 1.75 x .190	2.316	13-61-310	10 x 2.6 x .240	5.278
13-61-235	5 x 1.885 x .325	3.108	MILL ORDER 52-61-561	10 x 2.739 x .379	6.915
MILL ORDER 52-61-802	5 x 2.032 x .472	3.975	13-61-320	10 x 2.886 x .526	8.641
13-61-245	6 x 1.920 x .200	2.826	13-61-325	12 x 2.960 x .300	7.415
MILL ORDER 13-61-250 (NC)	6 x 1.945 x .225	3.002	52-61-455	12 x 3.047 x .387	8.644
52-61-1080	6 x 2.034 x .314	3.631	MILL ORDER 52-61-420	12 x 3.17 x .510	10.374
MILL ORDER 52-61-419	6 x 2.157 x .437	4.498	MILL ORDER 52-61-025	15 x 3.40 x .400	11.708
MILL ORDER 13-61-265 (NC)	7 x 2.110 x .230	3.541			
MILL ORDER 52-61-4138	7 x 2.194 x .314	4.232			

### Bunks

52-63-6513	19° Extruded Bunk x 12'	2.347
40-63-230	19° Extruded Bunk x 20'	2.347
40-63-235	19° Extruded Bunk x 24'	2.347
40-63-271	4" Universal x 24'	1.626
40-63-280	8" Universal x 10' (Flat, 19°, 24°, 28°)	2.898
40-63-273	8" Universal x 12' (Flat, 19°, 24°, 28°)	2.898
40-63-274	8" Universal x 14' (Flat, 19°, 24°, 28°)	2.898
40-63-276	8" Universal x 16' (Flat, 19°, 24°, 28°)	2.898
40-63-275	8" Universal x 24' (Flat, 19°, 24°, 28°)	2.898
40-63-282	10" Universal Bunk x 10'	3.759
40-63-281	10" Universal Bunk x 12'	3.759
40-63-279	10" Universal Bunk x 14'	3.759
40-63-277	10" Universal Bunk x 16'	3.759
40-05-277	10" HD Universal Bunk x 16'	6.326 - (6005A T61) <b>NEW!</b>
40-05-278	10" HD Universal Bunk x 24'	6.326 - (6005A T61) <b>NEW!</b>
40-63-278	10" Universal Bunk x 24'	3.759
1-00-005	3.6 x 1.5 Flat Trailer Bunk x 24'	1.172
21-00-712R	End Cap Casting (Right) for 8" Universal Boat Bunk	
21-00-712L	End Cap Casting (Left) for 8" Universal Boat Bunk	
13-63-270	2-1/4 x 7/8 x 1/8 x 20' Channel	0.563 (used as end caps for 19° Extruded Bunk)
13-63-285	3 x 1 x 1/8 x 20' Channel	0.713 (used as end caps for 8" & 10" Universal Bunk)

(below: left to right) 19° Extruded Bunk • 4" Universal Boat Bunk  
8" Universal Boat Bunk • 10" Universal Boat Bunk • 10" HD Universal Boat Bunk



**NEW!**



Flat Trailer Bunk

### Pre-fabbed Bunks - Bunk supplied with vinyl pad (40-63-2401) and end caps on both ends, attached with aluminum rivets.

4" Universal Pre-Fabbed Bunk		10" Universal Pre-Fabbed Bunk	
40-63-271F	6'	40-63-282F	10'
40-63-271F8	8'	40-63-281F	12'
40-63-271F12	12'	40-63-279F	14'
<b>8" Universal Pre-Fabbed Bunk</b>		40-63-277F	16'
40-63-270F	8'	40-05-277F	16' HD (6005A T61) <b>NEW!</b>
40-63-280F	10'	40-63-283F	18'
40-63-273F	12'		
40-63-274F	14'		
40-63-276F	16'		
		<b>19° Extruded Pre-Fabbed Bunk (without end caps)</b>	
		52-63-6513F	12' Pre-Fabbed Bunk <b>NEW!</b>



Pre-Fabbed Bunk (Universal)



Pre-Fabbed Bunk (19° Extruded) No End Caps

### Standards 29



#### EMS FL

1-800-432-2204  
(561) 588-4780 - fax

#### EMS NC

1-800-343-8154  
(704) 391-2267 - fax

#### EMS TX

1-800-996-6061  
(281) 656-2297 - fax

#### EMS MO

1-888-822-6061  
(314) 344-3349 - fax

**Eastern Metal Supply**

Quality Shapes In Aluminum

Additional Locations: West Palm Beach & Lakeland, FL; Newark, DE; Birmingham, AL, Akron, OH and Van Buren, AR

website: [www.EasternMetal.com](http://www.EasternMetal.com) • e-mail: [info@EasternMetal.com](mailto:info@EasternMetal.com) version: 04/17/18

# Boat Lift Extrusions and Accessories

## Bunk Pad

### Stock Code

40-63-2400

40-63-2401

### Description

Black Vinyl x 100' coils

Universal Bunk Pad Black Vinyl x 100' (Flat, 19°, 24°, 28°)



Bunk Bracket, Bunk and Bunk Pad

## Universal Bunk End Caps

UNVBUNK

Left and Right Universal Bunk End Caps; Black Nylon

## Bunk Bracket

40-63-430

4" Universal Bunk Bracket x 5"

40-63-225

2 x 5-3/4 x .300 x 5"

40-63-220

2 x 8 x .300 x 5"

40-63-218

2 x 10 x .300 x 5"

52-61-002

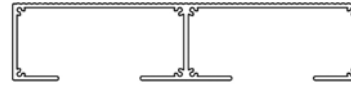
Adjustable Bunk Bracket x 12"

52-61-0025

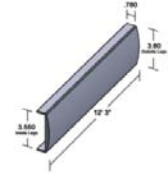
Adjustable Bunk Bracket x 5"  
(with 4 holes)



4" Universal Bunk Bracket



16" Walkboard



16" Walkboard End Cap



16" Walkboard Stiffener

## Walkboards

### 3-1/2 x 16" Walk Board - **NEW!**

Custom Lengths Available;

Sandblasted Finish Available as Special Order

30-61-312

x 12'

30-61-314

x 14'

30-61-316

x 16'

30-61-318

x 18'

30-61-320

x 20'

30-61-324

x 24'

30-61-330

x 30'

30-EC-000

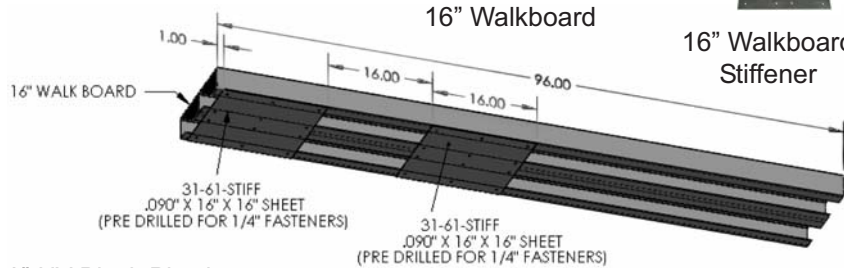
16" Walk Board End Cap x 12' 3" UV Black Plastic

31-61-STIFF

16" Walk Board Stiffener (.090 x 16" x 16") Predrilled with 1/4" holes

**7' - 8' Free Span Application** Requires 2 Stiffeners 16" apart • **8' to 10' Free Span Application** Requires 3 Stiffeners 16" apart

Start the first Stiffener 1" from the end of span to allow for End Cap.



30-63-112

12" Dock Flooring x 24' 1" (6005-T5 MF Knurled)

52-63-4283

11-1/2" Bleacher Plank x 16' (B-2) 2.130

52-63-6118

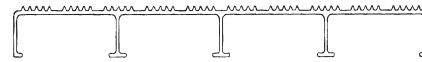
11-1/2" Bleacher Plank x 20' (B-2) 2.130

52-63-13304

11-1/2" Bleacher Plank x 24' (B-2) 2.130

52-63-6786

Bleacher Plank End Cap x 12' 0.332



Walkboard - 12" Dock Flooring



11-1/2" Bleacher Plank

Bleacher Plank End Cap

## Miscellaneous Accessories

### Stock Code

25-61-599

6" Pulley Bracket x 12' (use with all 6" I-Beams)

25-61-600

8" Pulley Bracket x 12' (use with all 8" I-Beams)

25-61-601

10" Pulley Bracket x 12' (use with all 10" I-Beams)

PULLEY-BRACK-6

6" Machined Pulley Bracket (use with all 6" I-Beams)

PULLEY-BRACK-8

8" Machined Pulley Bracket (for use with 8" I-Beam)

PULLEY-BRACK-10

10" Machined Pulley Bracket (use with all 10" I-Beams)

PULLEY-COMBO-6

6" Machined Pulley Bracket with Pulley & Bolt

PULLEY-COMBO-8

8" Machined Pulley Bracket with Pulley & Bolt

PULLEY-COMBO-10


10" Machined Pulley Bracket with Pulley & Bolt

PULLEY-4DIA


4" Pulley w/bronze oil lite bushing

PULLEY-BOLT

3/4" x 3-1/2" Stainless Axle Bolt w/ Zerk grease fitting



Pulley Brackets



Pulley Combos

## Cable Winders - Please check with your EMS Sales Rep for other available sizes

CWL

2 x 15-3/4 Cable Winder - Left Hand

CWR

2 x 15-3/4 Cable Winder - Right Hand

CWL-18 - **NEW!**

2 x 18 Cable Winder - Right Hand, 1 hole at each end

CWL-18 - **NEW!**

2 x 18 Cable Winder - Left Hand, 1 hole at each end



4" Pulley



Axle Bolt

## Aluminum Tubes for Cable Winders

52-61-3149

3" OD x 2.415" ID x 20' (6061-T6) 2.986

25-61-300

3" OD x 1.920" ID x 20' (6061-T6) 5.000



Cable Winder

## Standards 30



### EMS FL

1-800-432-2204

(561) 588-4780 - fax

### EMS NC

1-800-343-8154

(704) 391-2267 - fax

### EMS TX

1-800-996-6061

(281) 656-2297 - fax

### EMS MO

1-888-822-6061

(314) 344-3349 - fax

**Eastern Metal Supply**

Quality Shapes In Aluminum

**Additional Locations:** West Palm Beach & Lakeland, FL; Newark, DE and Birmingham, AL

**website:** [www.EasternMetal.com](http://www.EasternMetal.com)

**e-mail:** [info@EasternMetal.com](mailto:info@EasternMetal.com)

**version:** 08/05/16

# Endeck Capped Cellular PVC Decking



## WOODLAND SERIES (Light Colors)

### EMBOSSED VINYL DECK BOARD

Stock Code	Color	Size
WS-AW-144 (FL/NC)	Ashwood	1" x 5-1/2" x 12'
WS-AW-192 (FL/NC)	Ashwood	1" x 5-1/2" x 16'
WS-AW-240 (FL/NC)	Ashwood	1" x 5-1/2" x 20'
WS-BW-144 (FL/NC)	Beechwood	1" x 5-1/2" x 12'
WS-BW-192 (FL/NC)	Beechwood	1" x 5-1/2" x 16'
WS-BW-240 (FL/NC)	Beechwood	1" x 5-1/2" x 20'
WS-OW-144 (FL/NC)	Olivewood	1" x 5-1/2" x 12'
WS-OW-192 (FL/NC)	Olivewood	1" x 5-1/2" x 16'
WS-OW-240 (FL/NC)	Olivewood	1" x 5-1/2" x 20'

### EMBOSSED VINYL FASCIA

Stock Code	Color	Size
WSFB-AW-144 (FL/NC)	Ashwood	7/16" x 11-7/8" x 12'
WSFB-BW-144 (FL/NC)	Beechwood	7/16" x 11-7/8" x 12'
WSFB-OW-144 (FL/NC)	Olivewood	7/16" x 11 7/8" x 12'

To see color samples  
visit our Endeck products page:  
[www.easternmetal.com/dock\\_deck\\_bleachers\\_seawall-endeck\\_pvc\\_decking.html](http://www.easternmetal.com/dock_deck_bleachers_seawall-endeck_pvc_decking.html)



## FOREST SERIES (Dark Colors)


### EMBOSSED VINYL DECK BOARD

Stock Code	Color	Size
FS-CD-144 (NC)	Cedar	1" x 5-1/2" x 12'
FS-CD-192 (NC)	Cedar	1" x 5-1/2" x 16'
FS-CD-240 (NC)	Cedar	1" x 5-1/2" x 20'
FS-CN-144 (NC)	Chestnut	1" x 5-1/2" x 12'
FS-CN-192 (NC)	Chestnut	1" x 5-1/2" x 16'
FS-CN-240 (NC)	Chestnut	1" x 5-1/2" x 20'
FS-SQ-144 (NC)	Sequoia	1" x 5-1/2" x 12'
FS-SQ-192 (NC)	Sequoia	1" x 5-1/2" x 16'
FS-SQ-240 (NC)	Sequoia	1" x 5-1/2" x 20'
FS-SL-144 (NC)	Slate	1" x 5-1/2" x 12'
FS-SL-192 (NC)	Slate	1" x 5-1/2" x 16'
FS-SL-240 (NC)	Slate	1" x 5-1/2" x 20'

### EMBOSSED VINYL FASCIA

Stock Code	Color	Size
FSFB-CD-144 (NC)	Cedar	7/16" x 11-7/8" x 12'
FSFB-CH-144 (NC)	Chestnut	7/16" x 11-7/8" x 12'
FSFB-SQ-144 (NC)	Sequoia	7/16" x 11-7/8" x 12'
FSFB-SL-144 (NC)	Slate	7/16" x 11-7/8" x 12'

To see color samples  
visit our Endeck products page:  
[www.easternmetal.com/dock\\_deck\\_bleachers\\_seawall-endeck\\_pvc\\_decking.html](http://www.easternmetal.com/dock_deck_bleachers_seawall-endeck_pvc_decking.html)



### BEHR ULTRA Color Match

WOODLAND SERIES	
Ashwood	634617391627
Beechwood	634617391628
Olivewood	634617392259

FOREST SERIES	
Cedar	634617392260
Chestnut	634617392293
Sequoia	634617391625
Slate	634617391621

Standards 31



**Eastern Metal Supply**  
Quality Shapes In Aluminum

#### EMS FL

1-800-432-2204  
(561) 588-4780 - fax

#### EMS NC

1-800-343-8154  
(704) 391-2267 - fax

#### EMS TX

1-800-996-6061  
(281) 656-2297 - fax

#### EMS MO

1-888-822-6061  
(314) 344-3349 - fax

**Additional Locations:** West Palm Beach & Lakeland, FL; Newark, DE; Birmingham, AL, Akron, OH and Van Buren, AR  
**website:** [www.EasternMetal.com](http://www.EasternMetal.com) • **e-mail:** [info@EasternMetal.com](mailto:info@EasternMetal.com) **version:** 01/31/18