

## D.O.T. Picket Rail - Certs available upon request prior to ordering

### Top and Bottom Rail:

18-61-240	2" SCH 40 Pipe x 20' - 2-3/8 x 2.067 x .154	1.264
18-61-241	2" SCH 40 Pipe x 24' - 2-3/8 x 2.067 x .154	1.264
18-61-243	2" SCH 40 Pipe x 30' - 2-3/8 x 2.067 x .154	1.264
DOT-61-170	2-1/2" SCH 10 Pipe x 20' - 2-7/8 X 2.635 X .120	1.246
DOT-61-165	2-1/2" SCH 10 Pipe x 24' - 2-7/8 X 2.635 X .120	1.246

### Top and Bottom Rail Splice:

18-61-235	1-1/2" SCH 40 Pipe x 20' - 1.900 x 1.610 x .145	0.940
17-61-215	2-1/2 OD x .125 x 24' Round Tube (6061-T6)	1.090

### Post:

19-61-212	2 x .250 Square Tube x 24' (6061-T6)	2.100
20-61-281	2 x 4 x .250 Rect Tube x 24'	3.300

### Picket:

18-61-220	3/4" SCH 40 Pipe x 20' - 1.050 x .824 x .113	0.391
18-61-222	3/4" SCH 40 Pipe x 24' - 1.050 x .824 x .113	0.391
14-61-430	3/4" Solid Round Rod x 12' (6061-T6)	0.530

### Post Mount:

52-61-2658	5/8 x 6 Flat Bar x 12' (6061-T6511)	4.500
------------	-------------------------------------	-------

### Bent End Return:

18-63-240	2" SCH 40 Pipe x 20' (6063-T52)	1.264
52-61-3454	Inner Sleeve mates with 2" SCH 40 Pipe - (6061-T6)	

### Fabbed 2" SCH 40 Pipe x 20'

18-61-236	with 3/4" SCH 40 Holes (50 holes per piece) - (6061-T6) Mates with Fabbed DOT Inner Sleeve (18-61-233)
18-61-233	1-1/2" SCH 40 Pipe - Mates with 18-61-236 - (6061-T6) Fabbed DOT Inner Sleeve x 16"



DOT Inner Sleeve



Fabbed 2" SCH 40 Pipe  
3.75" between picket walls



Fabbed DOT Inner Sleeve



## D.O.T. Round Tube - 6061-T6

Stock Code	Description	Aprox. Wt/Lin ft.			
17-61-200	1-1/2 x 1/8 x 24'	0.648	17-DOT-112	3 x 1/8 x 20'	1.355
17-61-203	1-1/2 x 1/4 x 24'	1.178	17-61-220	3 x 1/8 x 24'	1.355
17-61-205	1-3/4 x 1/8 x 24'	0.750	17-DOT-115	3-1/2 x 3/16 x 15'	2.300
17-DOT-100	2 x 1/8 x 12'	0.866	17-DOT-117	3-1/2 x 3/16 x 17'	2.300
17-61-210	2 x 1/8 x 24'	0.866	17-DOT-116	3-1/2 x 3/16 x 20'	2.300
17-DOT-105	2-1/2 x 1/8 x 12' 6"	1.097	17-DOT-120	4 x 3/16 x 17'	2.647
17-DOT-104	2-1/2 x 1/8 x 13' 6"	1.097	17-DOT-121	4 x 3/16 x 20'	2.647
17-DOT-106	2-1/2 x 1/8 x 15'	1.097	17-DOT-123	4 x 1/4 x 24'	3.534
17-61-215	2-1/2 x 1/8 x 24'	1.097	17-DOT-125	4 x 1/4 x 20'	3.534
17-DOT-110	3 x 1/8 x 13' 6"	1.355	17-DOT-130	4-1/2 x 1/4 x 20'	3.924
17-DOT-111	3 x 1/8 x 15'	1.355	17-DOT-132	5 x 1/4 x 20' (6061 T6)	4.470
17-DOT-113	3 x 1/8 x 17'	1.355	17-DOT-139	6 x 1/4 x 20'	5.419
			17-DOT-140	6 x 1/4 x 24'	5.419

## D.O.T. Bullet/Bicycle Rail System - Certs Available upon request

<b>4" Bullet/Bicycle Top Cap</b> 6061 T6 Mates with 3" Splice <b>DOT-61-100</b> x 30' <b>DOT-61-120</b> x 40' 	<b>3" Bullet Rail Splice</b> <b>DOT-61-130</b> x 21' 6061 T6 Mates with 4" Top Cap 	<b>Hand Rail Clamp Bar</b> 6061 T6 <b>DOT-61-140</b> x 21' 	<b>Splice Insert Bar</b> <b>DOT-61-150</b> x 20' 6061 T6 Mates with 4" Top Cap 	<b>5" x 5" Straight H-Beam</b> 6061-T6 <b>DOT-61-240</b> x 24' 	<b>Bullet Rail End Cap</b> <b>21-00-715 #715</b> 
--	---	--	---	---	---

Standards 19



**EMS FL**  
 1-800-432-2204  
 (561) 588-4780 - fax

**EMS NC**  
 1-800-343-8154  
 (704) 391-2267 - fax

**EMS TX**  
 1-800-996-6061  
 (281) 656-2297 - fax

**EMS MO**  
 1-888-822-6061  
 (314) 344-3349 - fax

**Eastern Metal Supply**

Additional Locations: West Palm Beach & Lakeland, FL; Newark, DE and Birmingham, AL

Quality Shapes In Aluminum

website: [www.EasternMetal.com](http://www.EasternMetal.com)

e-mail: [info@EasternMetal.com](mailto:info@EasternMetal.com)

version: 03/02/17

## Break Away Sign Pole Bases for Single Column Signs

Sign Pole Bases - Manufactured in accordance with Florida DOT Roadway and Traffic Design Standard Indexes (11860-11865)


Product Code	Size	Product Code	Size
<b>DOT-4-BPB</b>	4"	<b>DOT-5-BPB</b>	5"
<b>DOT-4.5-BPB</b>	4-1/2"	<b>DOT-6-BPB</b>	6"



Break Away Sign Pole Base

### Sign Pole Bases with Bolt Kits

<b>DOT-4-BPBPKG</b>	4"	<b>DOT-5-BPBPKG</b>	5"
<b>DOT-4.5-BPBPKG</b>	4-1/2"	<b>DOT-6-BPBPKG</b>	6"



Bolt Kit

### Bolt Kits - Hardware meets requirements of ASTM A325 and ASTM A307

#### Bolt Kits for 4"; 4.5" and 6" Break Away Bases

##### Product Code Description and Contents

<b>DOT-4-KIT</b>	(4) 5/8" x 3" Hex Bolts • (4) 5/8" Nuts • (12) Flat Washers • (4) 1/2" x 6" Hex Bolts (4) 1/2" Nylon Lock Nuts • (8) 1/2" Flat Washers • (2) Bolt Keepers • (4) Shims
<b>DOT-4.5-KIT</b>	(4) 5/8" x 3-1/4" Hex Bolts • (4) 5/8" Nuts • (12) Flat Washers • (4) 1/2" x 6-1/2" Hex Bolts (4) 1/2" Nylon Lock Nuts • (8) 1/2" Flat Washers • (2) Bolt Keepers • (4) Shims
<b>DOT-5-KIT</b>	(4) 5/8" x 3-1/4" Hex Bolts • (4) 5/8" Nuts • (12) Flat Washers • (4) 1/2" x 6-1/2" Hex Bolts (4) 1/2" Nylon Lock Nuts • (8) 1/2" Flat Washers • (2) Bolt Keepers • (4) Shims
<b>DOT-6-KIT</b>	(4) 3/4" x 4" Hex Bolts • (4) 3/4" Nuts • (12) Flat Washers • (4) 1/2" x 8" Hex Bolts (4) 1/2" Nylon Lock Nuts • (8) 1/2" Flat Washers • (2) Bolt Keepers • (4) Shims

### Shims

<b>DOT-2-Shim</b>	FDOT approved shim for single column ground signs
<b>DOT-3-Shim</b>	FDOT approved general purpose shim



DOT Shims

### Flat Bar Base Plate x 12' - 6061 T6 M/F


Stock Code	Size (Size x Wall)	Aprox. Wt/Lin ft.
10-61-505	1/2" x 6" x 12'	3.600
52-61-2658	5/8" x 6" x 12'	4.500

### Fabbed Soil Plate

<b>DOT-SP-718</b>	1/4" Aluminum Plate (7" x 18") 6061-T6 - <b>NEW!</b>
<b>DOT-14-SP</b>	1/4" Aluminum Plate (8" x 12" x 14") 6061-T6
<b>DOT-12-SP</b>	1/8" Steel Plate (6" x 8" x 12")



DOT-SP-718



Aluminum Soil Plate

Steel Soil Plate



Installed Soil Plate: Front & Back views; shown attached with FDOT approved U-bolts

### FDOT Approved U-Bolts

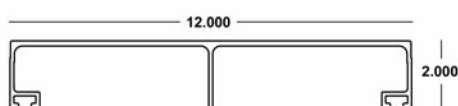
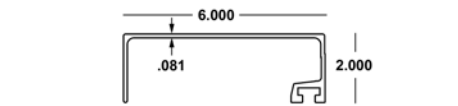
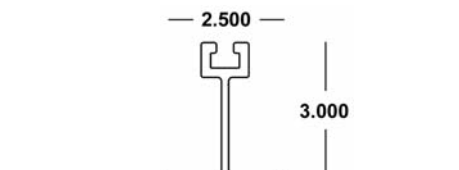
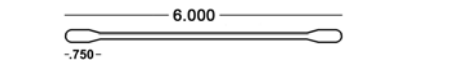
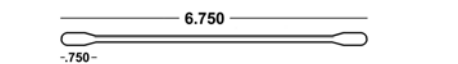
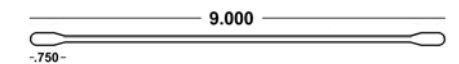
#### ASTM A-307 Galvanized U-Bolts with lock washers and nuts.

<b>DOT-2-UBOLT</b>	2" U-Bolt	<b>DOT-4-UBOLT</b>	4" U-Bolt
<b>DOT-2.5-UBOLT</b>	2-1/2" U-Bolt	<b>DOT-4.5-UBOLT</b>	4-1/2" U-Bolt
<b>DOT-3-UBOLT</b>	3" U-Bolt	<b>DOT-5-UBOLT</b>	5" U-Bolt
<b>DOT-3.5-UBOLT</b>	3-1/2" U-Bolt	<b>DOT-6-UBOLT</b>	6" U-Bolt



U-Bolts

## D.O.T. Signage

<b>12" x 2" Sign Panel</b> MILL ORDER <i>EMSW14792</i> Heavy MILL ORDER <i>EMSW14794</i> Medium MILL ORDER <i>EMSW14793</i> Light 	<b>6" x 2" Half Sign Panel</b> MILL ORDER <i>EMSW14795</i> 	<b>3" x 2.5" Wind Beam</b> MILL ORDER <i>EMSW14796</i> 
<b>6" Extruded Street Name Blade x 12' 1"</b> 66-33-111 (TX) 	<b>6.75" Extruded Street Name Blade</b> MILL ORDER 66-33-112 (TX) 	<b>9" Extruded Street Name Blade x 12' 1"</b> 66-33-110 (TX) 

Standards 20



**Eastern Metal Supply**

Quality Shapes In Aluminum

### EMS FL

1-800-432-2204  
(561) 588-4780 - fax

### EMS NC

1-800-343-8154  
(704) 391-2267 - fax

### EMS TX

1-800-996-6061  
(281) 656-2297 - fax

### EMS MO

1-888-822-6061  
(314) 344-3349 - fax

**Additional Locations:** West Palm Beach & Lakeland, FL; Newark, DE and Birmingham, AL

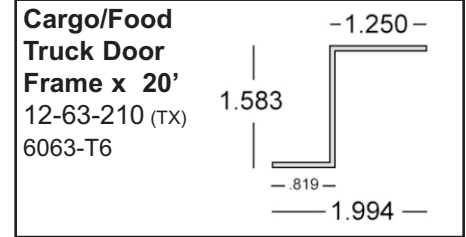
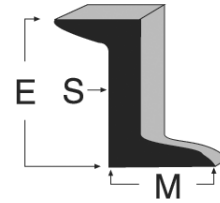
**website:** [www.EasternMetal.com](http://www.EasternMetal.com)

**e-mail:** [info@EasternMetal.com](mailto:info@EasternMetal.com)

**version:** 05/14/18


# Aluminum Zees - 6061-T6 x 25'

<u>Stock Code</u>	<u>Size in Inches (E x M x S)</u>	<u>Approx. Wt/Lin ft.</u>
12-61-200	1-3/4 x 1-3/4 x 3/16	1.076
12-61-216	3 x 2-11/16 x 1/4 x 18'	2.381
12-61-201	3 x 2-11/16 x 1/4	2.381
12-61-221	3 x 2-11/16 x 1/4 x 30'	2.381
52-61-2968	3 x 2-11/16 x 1/4 x 40'	2.381
12-61-220	3 x 2-11/16 x 3/8	3.381
MILL ORDER 12-61-302 (NC)	4 x 3-1/16 x 1/4	2.848
12-61-240	4-1/16 x 3-1/8 x 5/16	3.575
MILL ORDER	4-1/8 x 3-3/16 x 3/8	4.318
MILL ORDER	5-1/16 x 3-5/16 x 3/8	4.844
12-61-250	5 x 3-1/4 x .312	4.008



## Mill Finish Fabbed Z-Bar (D.O.T. with holes and slots)

12-61-210	1-3/4 x 1-3/4 x 3/16 x 8"	1.076
12-61-211FZ	1-3/4 x 1-3/4 x 3/16 x 11"	1.076
12-61-214FZ	1-3/4 x 1-3/4 x 3/16 x 14"	1.076
12-61-220FZ	1-3/4 x 1-3/4 x 3/16 x 20"	1.076
12-61-226FZ	1-3/4 x 1-3/4 x 3/16 x 26"	1.076
12-61-232FZ	1-3/4 x 1-3/4 x 3/16 x 32"	1.076
12-61-238FZ	1-3/4 x 1-3/4 x 3/16 x 38"	1.076
12-61-242FZ	1-3/4 x 1-3/4 x 3/16 x 42"	1.076
12-61-244FZ	1-3/4 x 1-3/4 x 3/16 x 44"	1.076
12-61-246FZ	1-3/4 x 1-3/4 x 3/16 x 46"	1.076
12-61-252FZ	1-3/4 x 1-3/4 x 3/16 x 52"	1.076
12-61-256FZ	1-3/4 x 1-3/4 x 3/16 x 56"	1.076
12-61-120FZ	1-3/4 x 1-3/4 x 3/16 x 120"	1.076



Fabricated Z-Bar

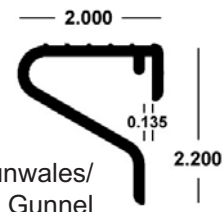
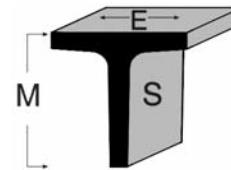
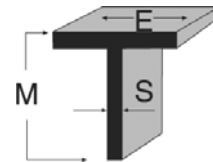
# Aluminum Tees - 6061-T6 x 25'

## Architectural Aluminum Tees - 6063-T5 x 20'

12-63-205	1 x 1 x 1/8	0.280
-----------	-------------	-------

## Structural Aluminum Tees - 6061-T6 x 25'

MILL ORDER	1 x 1 x 1/8	0.313
12-61-205	1-1/2 x 1-1/2 x 3/16	0.700
MILL ORDER 52-61-163	1-1/2 x 1-1/2 x 1/4	0.869
12-61-215	2 x 2 x 1/4	1.280
12-61-218	2 x 2 x 1/4 (x 32')	1.280
MILL ORDER 12-61-309 (NC)	2-1/2 x 2-1/2 x 5/16	1.912
MILL ORDER 52-61-1104	3 x 2-1/2 x 5/16	2.129
MILL ORDER	4 x 3 x 3/8	3.220



Gunwales/  
Gunnel

## Gunwale/Gunnel - 6061-T6

**Suggested Applications:** Boat Gunwales/Gunnels, Airboat applications

52-61-672	2.2 x 2 x 1/8 x 32'	Mill Finish	0.850
-----------	---------------------	-------------	-------

*Items marked as MILL ORDER are non stock but available.  
Product codes listed on MILL ORDER items are for die reference only.  
Customer must specify length, alloy & temper.*

Standards 33



### EMS FL

1-800-432-2204  
(561) 588-4780 - fax

### EMS NC

1-800-343-8154  
(704) 391-2267 - fax

### EMS TX

1-800-996-6061  
(281) 656-2297 - fax

### EMS MO

1-888-822-6061  
(314) 344-3349 - fax

**Eastern Metal Supply**

Quality Shapes In Aluminum

**Additional Locations:** West Palm Beach & Lakeland, FL; Newark, DE and Birmingham, AL

**website:** [www.EasternMetal.com](http://www.EasternMetal.com)

**e-mail:** [info@EasternMetal.com](mailto:info@EasternMetal.com)

**version:** 02/23/18

# Round Aluminum Tube

6063-T5 x 24' (Unless noted otherwise)



<u>Stock Code</u>	<u>Size in Inches (Size x Wall)</u>	<u>Aprox. Wt/Lin ft.</u>
17-63-100	.75 x .065 (.620 ID)	0.172
17-63-110	.875 x .062 (.751 ID) (6060 T6 - Furniture Grade)	0.190
17-63-105	1 x .062 (.880 ID) x 20' (6060 T6 - Furniture Grade)	0.229
17-63-115FG	1 x .062 (.880 ID) (6060 T6 - Furniture Grade)	0.229
MILL ORDER	1 x .063 (.880 ID) x24' - Welded Tube (17-WT-115)	0.229
17-63-120	1 x .125 (.750 ID)	0.404
17-63-132	1.250 x .062 (1.126 ID)	0.278
<u>52-63-1272</u>	1.250 x .062 (1.126 ID) (6060 T52 - Furniture Grade)	0.278
17-63-130	1.250 x .090 (1.070 ID)	0.385
<u>17-63-134</u>	1.250 x .125 x 16' (1.000 ID) (6063 T52)	0.530
17-63-133	1.250 x .125 x 20' (1.000 ID) (6063 T52)	0.530
17-63-116	1.500 x .065 (1.370 ID)	0.351
<u>17-63-117</u>	1.500 x .090 (1.320 ID)	0.478
<u>17-61-195</u>	1.500 x .093 (6061)	0.493
17-63-135	1.500 x .125 (1.250 ID)	0.648
17-61-200	1.500 x .125 (1.250 ID) (6061)	0.648
<u>17-T4-135</u>	1.500 x .125 (6063 T4)	0.648
<u>17-63-136</u>	1.500 x .125 x 20' (1.250 ID) (6063 T52)	0.648
<u>17-63-138</u>	1.500 x .125 x 30' (1.250 ID) (6063 T52)	0.648
<u>52-63-9775</u>	C-Insert x 12' - for 1.500 x .125 Tube (6063-T6)	0.347
<u>17-61-203</u>	1.500 x .250 x 24' (6061)	1.178
17-61-205	1.750 x .125 (1.500 ID) (6061)	0.750
17-63-140	2 x .050 (1.900 ID)	0.360
<u>17-63-142</u>	2 x .065 (1.870 ID)	0.474
17-63-141	2 x .125 (1.750 ID)	0.883
17-61-210	2 x .125 (1.750 ID) (6061)	0.883
<u>17-DOT-100</u>	2 x .125 x 12'	0.883
<u>17-63-143</u>	2 x .125 x 20' (1.750 ID) (6063 T52)	0.883
<u>17-61-213</u>	2 x .250 (1.500 ID) (6061)	1.650
MILL ORDER	2.125 x .125 (6463-T67) <u>52-63-7798</u>	0.942
MILL ORDER	2.150 x .125 (6463-T67) <u>52-63-8437</u>	0.953
17-63-212	2.250 x .120 (2.000 ID) (6063 T52)	0.964
17-61-215	2.500 x .125 (2.250 ID) (6061)	1.097
<u>17-DOT-105</u>	2.500 x .125 x 12' 6"	1.097
<u>17-DOT-104</u>	2.500 x .125 x 13' 6"	1.097
<u>17-DOT-106</u>	2.500 x .125 x 15'	1.097
17-63-150	3 x .083 (2.834 ID)	0.895
17-63-155	3 x .125 (2.750 ID)	1.355
17-61-220	3 x .125 (2.750 ID) (6061)	1.355
<u>17-DOT-110</u>	3 x .125 x 13' 6"	1.355
<u>17-DOT-111</u>	3 x .125 x 15'	1.355
<u>17-DOT-113</u>	3 x .125 x 17'	1.355
<u>17-DOT-112</u>	3 x .125 x 20'	1.355
<u>52-61-3149</u>	3 x .293 x 20' (2.415 ID) (6061)	2.986
<u>25-61-300</u>	3 x .540 x 20' (1.920 ID) (6061) Winder Tube	5.008
<u>17-DOT-115</u>	3.500 x .1875 x 15'	2.300
<u>17-DOT-117</u>	3.500 x .1875 x 17'	2.300
<u>17-DOT-116</u>	3.500 x .1875 x 20'	2.300

Items marked as MILL ORDER are non stock but available.  
Product codes listed on MILL ORDER items are for die reference only.  
Customer must specify length, alloy & temper.

# Round Aluminum Tube (continued)

<u>Stock Code</u>	<u>Size in Inches (Size x Wall)</u>	<u>Aprox. Wt/Lin ft.</u>
17-63-160	4 x .125 (3.750 ID)	1.826
17-61-160	4 x .125 (3.750 ID) (6061)	1.826
<u>17-DOT-120</u>	4 x .1875 x 17'	2.647
<u>17-DOT-121</u>	4 x .1875 x 20'	2.647
17-DOT-123	4 x .250	3.534
<u>17-DOT-125</u>	4 x .250 x 20'	3.534
<u>17-DOT-130</u>	4.500 x .250 x 20'	3.924
17-63-165	5 x .125 (4.750 ID)	2.251
<u>52-61-2429</u>	5 x .188 (6061 T6)	3.410
<u>17-DOT-132</u>	5 x .250 x 20' (6061 T6)	4.470
17-63-170	6 x .125 (5.750 ID) x 20'	2.713
MILL ORDER	6 x .188 (5.624 ID) <u>52-61-3925</u>	4.037
<u>17-DOT-139</u>	6 x .250 x 20'	5.4197
<u>17-DOT-140</u>	6 x .250	5.4197
17-63-175	8 x .125 (7.750 ID) (6063 T6)	3.710
MILL ORDER	8 x .156 (7.688 ID)	4.613

# Drawn Tube (6063-T832 x 24')

<u>52-00-004</u>	1.125 x .042 x 16' (1.041 ID)	0.166
	<i>Mates with 17-63-12549 (Clear Anodized)</i>	
MILL ORDER	1.250 x .049 (1.152 ID)	0.217
17-63-12549 (MO)	<i>Mates with 52-00-004 (Clear Anodized)</i>	
MILL ORDER	1.375 x .049 (1.277 ID)	0.240
17-63-137549 (MO)	<i>Mates with 17-63-1549 (Clear Anodized)</i>	
MILL ORDER	1.500 x .049 (1.402 ID)	0.263
17-63-1549 (MO)	<i>Mates with 17-63-137549 (Clear Anodized)</i>	
MILL ORDER	1.875 x .049 (1.777 ID)	0.331
17-63-187549 (MO)	<i>Mates with 17-63-2049 (Clear Anodized)</i>	
MILL ORDER	2.000 x .049 (1.902 ID)	0.353
17-63-2049 (MO)	<i>Mates with 17-63-187549 (Clear Anodized)</i>	

# Brite Dipped Drawn Tube

25-BD-460	.750 x .058 x 20'	54 pcs/box
25-BD-463	.875 x .058 x 16'	38 pcs/box
25-BD-465	.875 x .058 x 20'	38 pcs/box
25-BD-467	.875 x .058 x 24'	38 pcs/box
25-BD-469	.875 x .095 x 24'	38 pcs/box

# Superbuff Stainless Steel

Tube x 24' 2" - **INCREASED INVENTORIES!**

**316 Alloy** - typically used in Saltwater applications

<u>Stock Code</u>	<u>Size in Inches</u>	<u>Lqths./Box</u>
<u>25-316-100</u>	7/8 x 16 gauge (.062)	30
<u>25-316-105</u>	1 x 16 gauge (.062)	16

**304 Alloy** - typically used in Freshwater applications

<u>Stock Code</u>	<u>Size in Inches</u>	<u>Lqths./Box</u>
25-304-100	7/8 x 16 gauge (.062)	30
25-304-105	1 x 16 gauge (.062)	16

Serrated & Fluted/Scalloped Round Tube  
See Next Page (Standards 18) for full listing

Standards 17



**EMS FL**

1-800-432-2204  
(561) 588-4780 - fax

**EMS NC**

1-800-343-8154  
(704) 391-2267 - fax

**EMS TX**

1-800-996-6061  
(281) 656-2297 - fax

**EMS MO**

1-888-822-6061  
(314) 344-3349 - fax

**Eastern Metal Supply**

Additional Locations: West Palm Beach & Lakeland, FL; Newark, DE and Birmingham, AL

Quality Shapes In Aluminum

website: [www.EasternMetal.com](http://www.EasternMetal.com)

e-mail: [info@EasternMetal.com](mailto:info@EasternMetal.com)

version: 02/22/18



# Aluminum Sheet & Plate

## 5052 H38 Alodine Pretreated Sheet

<u>Stock Code</u>	<u>Size in Inches</u>	<u>Approx. Wt/Sheet</u>
50-06-106	.080 x 30 x 96	22.57
50-06-107	.080 x 30 x 120	28.22
50-06-108	.080 x 30 x 144	33.86
50-06-109	.080 x 36 x 96	27.09
50-06-110	.080 x 36 x 120	33.86
50-06-111	.080 x 36 x 144	40.64
50-06-112A	.080 x 48 x 96	36.13
50-06-114	.080 x 48 x 144	53.51
50-06-115	.125 x 30 x 96	35.28
50-06-116	.125 x 30 x 120	44.10
50-06-117	.125 x 30 x 144	52.92
50-06-118	.125 x 36 x 96	41.65
50-06-119	.125 x 36 x 120	52.07
50-06-120	.125 x 36 x 144	62.48
50-06-121	.125 x 48 x 96	56.44
50-06-122	.125 x 48 x 120	70.56
50-06-123	.125 x 48 x 144	84.67

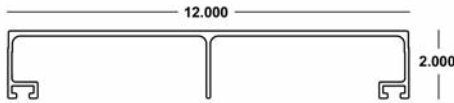
Contact your EMS Sales Representative for SPECIAL ORDER Sign Blanks  
*\*See Tubes & D.O.T. Tab (Standards pp 17-20) for additional items*

*Items marked as MILL ORDER are non stock but available.  
 Product codes listed on MILL ORDER items are for die reference only. Customer must specify length, alloy & temper.*

## D.O.T. Signage

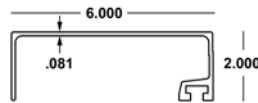
### 12" x 2" Sign Panel

MILL ORDER EMSW14792 Heavy  
 MILL ORDER EMSW14794 Medium  
 MILL ORDER EMSW14793 Light



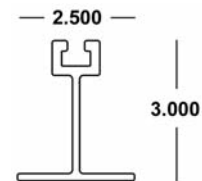
### 6" x 2" Half Sign Panel

MILL ORDER EMSW14795



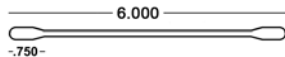
### 3" x 2.5" Wind Beam

MILL ORDER EMSW14796



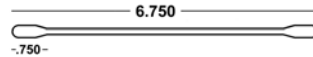
### 6" Extruded Street Name Blade x 12' 1"

66-33-111 (TX)



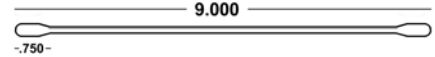
### 6.75" Extruded Street Name Blade

MILL ORDER 66-33-112 (TX)



### 9" Extruded Street Name Blade x 12' 1"

66-33-110 (TX)



Standards 08



**Eastern Metal Supply**

Quality Shapes In Aluminum

#### EMS FL

1-800-432-2204  
 (561) 588-4780 - fax

#### EMS NC

1-800-343-8154  
 (704) 391-2267 - fax

#### EMS TX

1-800-996-6061  
 (281) 656-2297 - fax

#### EMS MO

1-888-822-6061  
 (314) 344-3349 - fax

Additional Locations: West Palm Beach & Lakeland, FL; Newark, DE and Birmingham, AL

website: [www.EasternMetal.com](http://www.EasternMetal.com)

e-mail: [info@EasternMetal.com](mailto:info@EasternMetal.com)

version: 08/17/16