

# Custom Shapes to Your Specifications



## **SIZES:**

- Circle size: .250" - 25"
- Lengths: up to 50'
- Weight: up to 95 lbs/ft

## **FINISHES:**

- Mill
- Painted
- Anodized
- Mechanically enhanced

Eastern Metal Supply holds the country's largest private inventories for stocking customer's proprietary profiles to assist with JIT production needs.

Often these profiles are fabricated or machined by EMS to enable them to immediately go to the end use product assembly. We can offer design tips that improve mill productivity and in turn reduce your overall costs due to improved tooling life and production rates.

Eastern Metal Supply's leverages buying power combined with stocking programs to offer more value than buying direct. Mill minimums shipped to you over time improve cash flow and inventory turns.

# Machining & Fabrication Services



## **Capabilities include:**

- CNC Centers (Mills/Lathes)
- Roll Forming
- Shearing
- Beveling/Chamfering
- Precision cutting (12" - 50')
- Bending
- Punching
- Sanding
- Deburring
- Anodizing
- Drilling
- Powder Coat Paint
- Tapping
- Design Assistance (R & D)
- Assembly/Welding and more...

Integrated with our large inventory of high quality aluminum extrusions we now offer our customers aluminum machining and fabrication services. We can work with your engineers & designers to help reduce your start-up time by using our Solid Works (CAD) software. Whether your business is marine, architectural, hurricane protection or solar EMS looks to partner with you to augment your own aluminum fabrication capabilities.

Industries we currently make extruded aluminum parts for: lighting, aluminum patio & restaurant furniture, architectural aluminum sunshades, machined aluminum marine parts, sporting equipment, aluminum railing, hurricane & decorative aluminum shutters, sound equipment, electronics and more.

**Rod and Bar - Standard & Specialty** - EMS has available the highest quality machine grade aluminum extrusions available in the market today, including a special 6061 alloy chemistry for improved machining.

- Aluminum Rod up to 12.125" Diameter • Square Aluminum Bar up to 9" • Aluminum Rectangular bar up to 19.6" width

Custom, Fab & Misc 01



**Eastern Metal Supply**

Quality Shapes In Aluminum

## **EMS FL**

1-800-432-2204

(561) 588-4780 - fax

## **EMS NC**

1-800-343-8154

(704) 391-2267 - fax

## **EMS TX**

1-800-996-6061

(281) 656-2297 - fax

## **EMS MO**

1-888-822-6061

(314) 344-3349 - fax

**Additional Locations:** West Palm Beach & Lakeland, FL; Newark, DE and Birmingham, AL

**website:** [www.EasternMetal.com](http://www.EasternMetal.com)

**e-mail:** [info@EasternMetal.com](mailto:info@EasternMetal.com)

**version:** 09/01/16

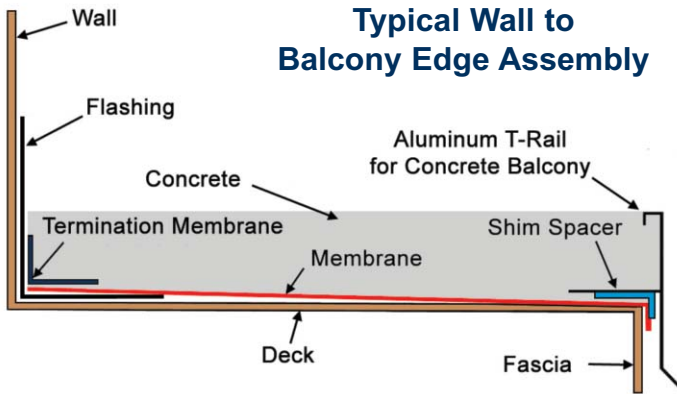
# Concrete T-Rails & Forming

## Features & Benefits:

- aluminum surface gives a clean finished look
- aluminum form will never show brown rust stains typical of steel
- aluminum T-rail will maintain an attractive finish for many years
- aluminum T-rail becomes an integral form for the deck
- drip rail design directs water away from the balcony/sidewalk below
- light weight aluminum results in easier installation
- flexible extruded aluminum product allows faster pour set up

**ADDITIONAL SIZES AVAILABLE BY SPECIAL ORDER**

## Typical Wall to Balcony Edge Assembly



<p><b>1-1/2" T-Rail x 10'</b> 90-63-1000 (NC/TX) 52-63-12790 with Drip Edge; Light Wall</p>	<p><b>1-1/2" T-Rail</b> MILL ORDER 51-63-275 (NC) (stair applications)</p>	<p><b>1-1/2" T-Rail</b> MILL ORDER 90-63-1567 (NC) with 3" Nailing Fin</p>	<p><b>2" T-Rail</b> MILL ORDER 50473 (NC) with Drip Edge</p>	<p><b>Concrete Shoring Beam</b> MILL ORDER EMSINT33252</p>
---	--	--	--	--

## Case Shapes

<p><b>1/4" Lg Corner</b> MILL ORDER 52-63-13749</p>	<p><b>1/2" Large Corner</b> MILL ORDER 52-63-4531 available with corner stops</p>	<p><b>1/4" Tongue &amp; Groove Valance Self Mating</b> MILL ORDER 13780-10 (NC)</p>	<p><b>1/2" Tongue &amp; Groove Valance Self Mating</b> MILL ORDER 52-63-6599</p>
---	---	---	--

## Furniture - Multiple Shapes & Sizes Available

## Furniture Grade Round Aluminum Tube

<p><b>Serrated Tube</b></p>	<p><b>Sling Frame</b></p>	<p><b>Triple Hollow Frame</b></p>
-----------------------------	---------------------------	-----------------------------------

Stock Code	Size in Inches (Size x Wall)	Aprox. Wt/Lin ft.
17-63-110	.875 x .062 x 24' (.751 ID)	0.190
17-63-105	1 x .062 x 20' (.880 ID)	0.229
17-63-115FG	1 x .062 x 24' (.880 ID)	0.229
6060 T52 52-63-1272	1.250 x .062 x 24' (1.126 ID)	0.278

Custom, Fab & Misc 02



**Eastern Metal Supply**  
Quality Shapes In Aluminum

**EMS FL**  
1-800-432-2204  
(561) 588-4780 - fax

**EMS NC**  
1-800-343-8154  
(704) 391-2267 - fax

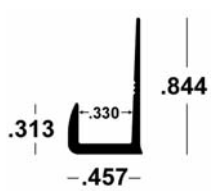
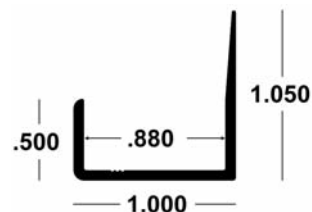

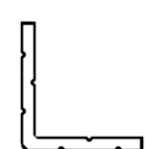
**EMS TX**  
1-800-996-6061  
(281) 656-2297 - fax

**EMS MO**  
1-888-822-6061  
(314) 344-3349 - fax

**Additional Locations:** West Palm Beach & Lakeland, FL; Newark, DE; Birmingham, AL, Akron, OH and Van Buren, AR  
**website:** [www.EasternMetal.com](http://www.EasternMetal.com) • **e-mail:** [info@EasternMetal.com](mailto:info@EasternMetal.com) **version:** 01/10/18

## J Molding Channel

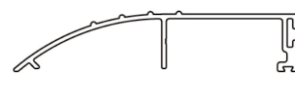
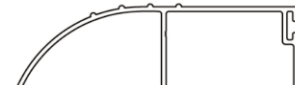

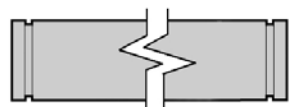
## Electrical - Multiple Shapes & Sizes Available

<p>5/16" J Molding Channel x 8' 52-63-12993 6063 T6 M/F</p> 	<p>7/8" J Molding Channel x 8' MILL ORDER 52-63-12994</p> 	<p>Integral Web Channel Bus MILL ORDER</p> 	<p>Universal Angle Bus Conductor MILL ORDER</p> 
---	---	---	---

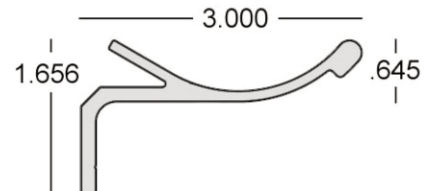

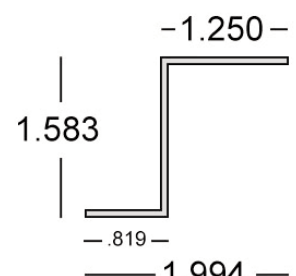

## Thresholds

## Building

## Grooved End Pipe

<p>3.125 x 0.625 Standard Threshold MILL ORDER EMS40501</p> 	<p>3.125 x 1.00 Standard Threshold MILL ORDER EMS40500</p> 	<p>Building Peak MILL ORDER EMS41070</p> 	<p>Grooved End Pipe Mill Order 2" SCH 40 - 10" SCH 40 Available Accepts Victaulic® Couplings www.victaulic.com</p> 
---	--	---	--

## Transportation

<p>Truck Tarp Latch Plate MILL ORDER 11602-001 (TX)</p> 	
<p>Cargo/Food Truck Door Frame 12-63-210 (TX)</p> 	

Custom, Fab & Misc 03



**Eastern Metal Supply**

Quality Shapes In Aluminum

**EMS FL**

1-800-432-2204

(561) 588-4780 - fax

**EMS NC**

1-800-343-8154

(704) 391-2267 - fax

**EMS TX**

1-800-996-6061

(281) 656-2297 - fax

**EMS MO**

1-888-822-6061

(314) 344-3349 - fax

**Additional Locations:** West Palm Beach & Lakeland, FL; Newark, DE and Birmingham, AL

**website:** [www.EasternMetal.com](http://www.EasternMetal.com)

**e-mail:** [info@EasternMetal.com](mailto:info@EasternMetal.com)

**version:** 05/22/17

# Welding Wire

## R4043 TIG WELDING ROD x 3'

Stock Code	Description
4043-3/32-10T (TX)	3/32 10 lb TIG Carton
4043-1/8-10T (TX)	1/8 10 lb TIG Carton

## R5356 TIG WELDING ROD x 3'

5356-3/32-10T (TX)	3/32 10 lb TIG Carton
5356-1/8-10T (TX)	1/8 10 lb TIG Carton

## ER4043 MIG WELDING WIRE

Stock Code	Description
4043-035-1 (TX)	.035 1 lb Spool
4043-035-16 (TX)	.035 16 lb Spool
4043-3/64-1 (TX)	3/64 1 lb Spool
4043-3/64-16 (TX)	3/64 16 lb Spool

## ER5356 MIG WELDING WIRE

5356-035-1 (TX)	.035 1 lb Spool
5356-035-16 (TX)	.035 16 lb Spool
5356-3/64-1 (TX)	3/64 1 lb Spool
5356-3/64-16 (TX)	3/64 16 lb Spool

**R4043/ER4043 Welding Wire** is a general-purpose type aluminum welding wire.

- Contains silicon additives, which result in improved fluidity (wetting action) of the weld pool
- Produces a weld less sensitive to cracking
- Bright weld finish makes it a popular choice of welders
- Can be used to weld various grades of aluminum  
e.g. 6063, 6061

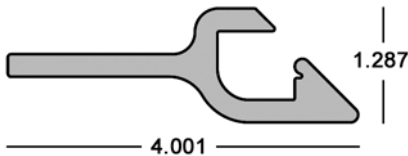


**R5356/ER5356 Welding Wire** is a general-purpose type aluminum alloy, which is typically chosen for its relatively high shear strength and used in the marine and construction industries.

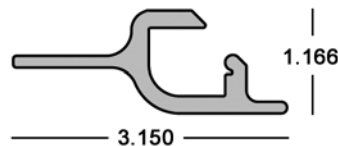
- Offers excellent corrosion resistance when exposed to salt water
- Excellent for welding 5000 series aluminum base metals and other marine alloys e.g. 6463
- Good color match after anodizing 5xxx/6xxx alloy base metal

# Oil Containment Boom Connectors

**Bulk Universal Slide Connector x 24' 3"**  
52-61-3902 6061-T6



**Mini Universal Slide Connector**  
Mill Order 52-61-3715

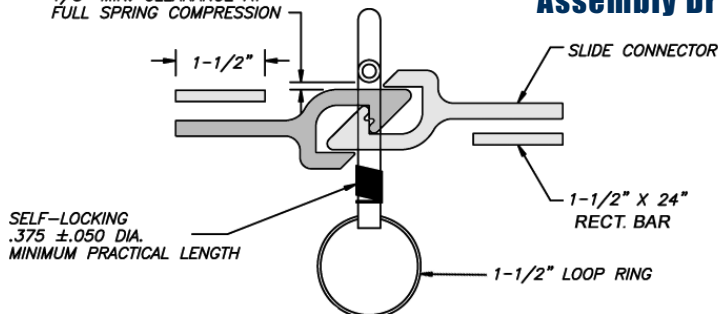


**6061-T6 Rect. Aluminum Bar x 12'**  
Fabrication options are available

Code	Size (E x M)	Wt./ft.
10-61-275	3/16 x 1-1/2	0.338
10-61-285	3/16 x 2	0.451
10-61-335	1/4 x 1-1/2	0.450
10-61-340	1/4 x 2	0.600



1/8" MIN. CLEARANCE AT FULL SPRING COMPRESSION



**Pre-Fabricated Bulk Universal Slide Connector x 24"** 6061T6  
MILL ORDER 25-61-500F (TX)  
**Pre-Fabricated 3/16" x 1-1/2" Flat Bar x 24"** 6061T6  
MILL ORDER 25-61-501F (TX)



Custom, Fab & Misc 04



**Eastern Metal Supply**  
Quality Shapes In Aluminum

**EMS FL**  
1-800-432-2204  
(561) 588-4780 - fax

**EMS NC**  
1-800-343-8154  
(704) 391-2267 - fax

**EMS TX**  
1-800-996-6061  
(281) 656-2297 - fax

**EMS MO**  
1-888-822-6061  
(314) 344-3349 - fax

**Additional Locations:** West Palm Beach & Lakeland, FL and Newark, DE

**website:** [www.easternmetal.com](http://www.easternmetal.com)

**e-mail:** [info@easternmetal.com](mailto:info@easternmetal.com)

**version:** 05/23/17

# Fabricated Products: Sunshades & Decorative Shutters



## Pre-Fabricated Sunshades

Please see *Architectural Systems* pages 1-4

- Available in a variety of styles and sizes
- Pre-Fabricated components shipped ready to assemble

### Options include:

- Airfoil Blades variety: choose from 2" to 12" (Arch 01)
- Additional Blades to choose from:  
Z Louver Blades, Rectangular Tube and Round Tube (Arch 04)
- Bullnoses: Half round, Full round or Rect. Tube (Arch 02)
- Outriggers: Rect. Bar, Rect. Tube or Plate with holes to accept or attach blades (Arch 03)
- Mullions: Pre-Fabricated with pass through holes (Arch 03)



## Pre-Fabricated Bahamas & Colonials Shutters

Please see *Hurricane & Security Systems* pages 44-53

Available in a variety of styles, colors and sizes

### Options include:

- HVT™ Low Profile (pp 48-52) • Board & Batten (p 44)
- 3 Wave Blade (p 53) • Raised Panel (assembled only; Custom p 7)

### Sold Four Ways:

- Mill Finish lineals (customer fabricates & paints)
- Pre-Fabricated Mill Finish lineals (customer cuts, assembles & paints)
- Mill Finish Assembled Shutter (customer paints & installs)
- Painted Assembled Shutter (customer installs)



Custom, Fab & Misc 05



**Eastern Metal Supply**

Quality Shapes In Aluminum

### EMS FL

1-800-432-2204

(561) 588-4780 - fax

### EMS NC

1-800-343-8154

(704) 391-2267 - fax

### EMS TX

1-800-996-6061

(281) 656-2297 - fax

### EMS MO

1-888-822-6061

(314) 344-3349 - fax


Additional Locations: West Palm Beach & Lakeland, FL; Newark, DE and Birmingham, AL

website: [www.EasternMetal.com](http://www.EasternMetal.com)

e-mail: [info@EasternMetal.com](mailto:info@EasternMetal.com)

version: 05/18/17

# ***Fabricated Products: Raised Panel Decorative Colonial Shutter***




## **Raised Panel Decorative Colonial**

- Available in a variety of colors, widths and heights
- Only sold assembled

### **Options include:**

- Raised Panel (raised panel top & bottom)
- Raised Panel Combination  
(Raised Panel & 2" HV™ Low Profile Deco Slat)
- Flat Panel (not shown)
- Mounting Brackets
  - 1-1/2" x 1-1/2" x .062 Angle
  - 4" Bracket
  - 10" Bracket
  - 14" Bracket
- Samples Available
  - RP-Sample 12" x 24" Raised Panel
  - RPLP-Sample 12" x 24" Raised Panel Combo
- Engineering Available Upon Request



Custom, Fab & Misc 06



**Eastern Metal Supply**  
Quality Shapes In Aluminum

### **EMS FL**

1-800-432-2204

(561) 588-4780 - fax

### **EMS NC**

1-800-343-8154

(704) 391-2267 - fax

### **EMS TX**

1-800-996-6061

(281) 656-2297 - fax

### **EMS MO**

1-888-822-6061

(314) 344-3349 - fax

**Additional Locations:** West Palm Beach & Lakeland, FL; Newark, DE and Birmingham, AL

**website:** [www.EasternMetal.com](http://www.EasternMetal.com)

**e-mail:** [info@EasternMetal.com](mailto:info@EasternMetal.com)

**version:** 05/18/17