


Awning Shapes



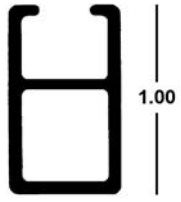
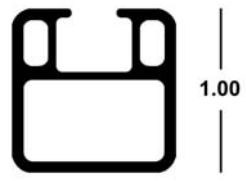



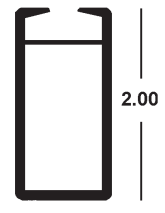
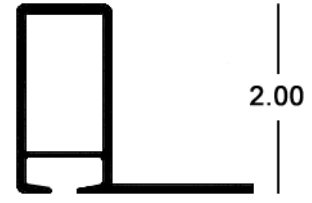
EMS makes purchasing Awning Extrusions easy and painless. We have an extensive stock of staple extrusions, canvas rail, vinyl inserts and accessories.

Don't forget we also carry Square Tube (Standards pp17-18), and a full line of Sign Extrusions and Sheet Products.

Call the EMS nearest you today for more information!

Proud Members: **IFAI**



<p>MP-1 1" x 1" x 24' 60-00-200 Heavy Wall</p> 	<p>MP-1A 1" x 1" x 24' 60-00-205 Medium Wall</p> 	<p>EMA-1B 0.594" x 1" x 24' 60-00-007 (TX)</p> 
<p>MP-1C 1" x 1" x 24' 60-00-206 (NC) Light Wall</p> 	<p>MP-2 1" x 1" x 24' Mill Order (60-00-210) 1.5" Flange</p> 	<p>MP-2A 1" x 1" x 24' 60-00-215 (NC/TX) 1" Flange</p> 
<p>MP-2B 1" x 1" x 24' 60-00-220 (NC/TX) 1" Flange'</p> 	<p>MP-3 1" x 2" x 24' 60-00-225 Standard Wall</p> 	<p>MP-3A 1" x 2" x 24' 60-00-226 (NC) 1.5" Flange; Medium Wall</p> 

Awning 01



Eastern Metal Supply
Quality Shapes In Aluminum

EMS FL
1-800-432-2204
(561) 588-4780 - fax

EMS NC
1-800-343-8154
(704) 391-2267 - fax

EMS TX
1-800-996-6061
(281) 656-2297 - fax

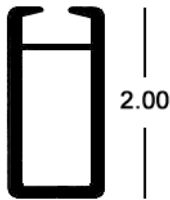
EMS MO
1-888-822-6061
(314) 344-3349 - fax

Additional Locations: West Palm Beach & Lakeland, FL and Newark, DE

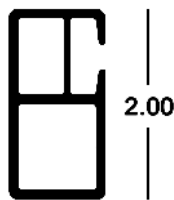
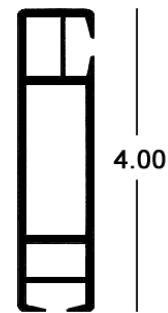
website: www.easternmetal.com **e-mail:** info@easternmetal.com **version:** 08/09/10

MP-3H 1" x 2" x 24'**Mill Order**

Heavy Wall

**MP-3S 1" x 2" x 24'****60-00-235 (NC/MO)**

Standard Wall

**MP-4 1" x 4" x 24'****Mill Order****MP-5 1" x 1" x 24'****Mill Order**

1" Flange

**MI-56 1" x 1" x 24'****40-63-010 (NC/TX)**

3/4" Flange

**.935 Canvas Rail x 24'****40-62-6498 (NC)****40-63-6488 (FL)****EMA-4****40-63-000**

Old Style Canvas Rail x 24'

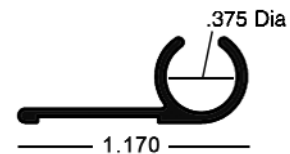
**EMA-5****40-63-001**

New Style Canvas Rail x 20'

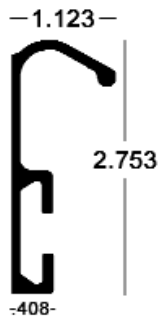
**EMA-6****Mill Order**

Light Canvas Rail x 24'

40-63-006

**Combo Rail 1" x .067 x 24'****40-63-004 (NC/TX)**

Square Tube with Awning support.

**2 1/2" J-Rail x 24'****90-63-135 (NC)****Square Tube****Radius:**

19-63-131	1 x .065 x 24'	0.292
19-63-136	1 x .075 x 24'	0.317
19-63-345	1 x .093 x 24'	0.392
19-63-141	1 x 1/8 x 24'	0.509

Without Radius:

19-63-130	1 x .062 x 24'	0.278
19-63-341 (MO)	1 x .093 x 24'	0.405
19-63-140	1 x 1/8 x 24'	0.524

(additional sizes also available)

Awning 02

**EMS FL**

1-800-432-2204

(561) 588-4780 - fax

EMS NC

1-800-343-8154

(704) 391-2267 - fax

EMS TX

1-800-996-6061

(281) 656-2297 - fax

EMS MO

1-888-822-6061

(314) 344-3349 - fax

Eastern Metal Supply

Quality Shapes In Aluminum

Additional Locations: West Palm Beach & Lakeland, FL and Newark, DE**website:** www.easternmetal.com**e-mail:** info@easternmetal.com**version:** 06/17/08