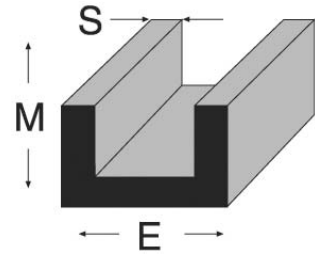


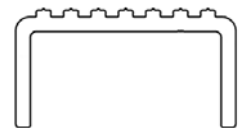
# Architectural Aluminum Channel - 6063-T5 x 20'

<u>Stock Code</u>	<u>Size in Inches (E x M x S)</u>	<u>Approx. Wt/Lin ft.</u>
Mill Order	1/2 x 3/8 x 1/8	0.150
13-63-200	1/2 x 1/2 x .093	0.148
13-63-205	1/2 x 3/4 x 1/8	0.263
Mill Order	3/4 x 3/8 x 1/8	0.187
13-63-209	3/4 x 1/2 x 1/8	0.226
13-63-211	3/4 x 3/4 x 1/8	0.300
13-63-215	1 x 1/2 x 1/8	0.263
13-63-220	1 x 1 x 1/8	0.431
13-63-225	1-1/4 x 1/2 x 1/8	0.300
13-63-226	1-1/4 x 3/4 x 1/8	0.376
Mill Order	1-1/4 x 1 x 1/8	0.431
13-63-230	1-1/4 x 1-1/4 x 1/8	0.526
13-63-235	1-1/2 x 1/2 x 1/8	0.337
13-63-236	1-1/2 x 3/4 x 1/8	0.413
13-63-255	1-1/2 x 1 x 1/8	0.487
13-63-237	1-1/2 x 1-1/2 x 1/8	0.637
13-63-250	1-3/4 x 3/4 x 1/8	0.450
13-63-306	1-3/4 x 1 x 1/8	0.524
13-63-261	2 x 7/16 x .093 (25' 2")	0.294
13-63-260	2 x 1/2 x 1/8	0.413
13-63-262	2 x 3/4 x .125/.093 (23' 10")	0.440
13-63-265	2 x 1 x 1/8	0.564
13-63-272	2 x 2 x 1/8	0.861
13-63-270	2-1/4 x 7/8 x 1/8	0.563
Mill Order	2-1/2 x 1-1/2 x 1/8	0.787
Mill Order	3 x 1/2 x 1/8	0.563
13-63-285	3 x 1 x 1/8	0.713
13-61-517	3 x 2-1/4 x 1/4 (6061-T6)	2.100 (FL)
13-61-518	3-1/2 x 2-1/4 x 1/4 (6061-T6)	2.249 (FL)
13-63-273	4 x 1 x .105/.080 (w/radius)	0.613



## Ladder Rung Channel

40-05-100	2 x 1 Ladder Rung	0.622
Mill Order (40-05-105K)	2 x 1 Ladder Rung (Knurled)	0.622
25-BD-226	3" Knurled Ladder Rung x 12' (Accepts #10 Screw)	0.881
DVLDR	Black Dive Ladder End Caps	



Ladder Rung



3" Knurled Ladder Rung

### Standards 13



**Eastern Metal Supply**  
Quality Shapes In Aluminum

EMS FL  
1-800-432-2204

(561) 588-4780 - fax

EMS NC  
1-800-343-8154

(704) 391-2267 - fax

EMS TX  
1-800-996-6061

(281) 656-2297 - fax

EMS MO  
1-888-822-6061

(314) 344-3349 - fax

**Additional Locations:** West Palm Beach & Lakeland, FL and Newark, DE

**website:** [www.easternmetal.com](http://www.easternmetal.com)

**e-mail:** [info@easternmetal.com](mailto:info@easternmetal.com)

**version:** 07/14/09

# Railing Channel *(with welding legs)* 6063-T5

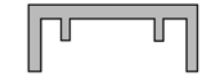
**Stock Code**

**Size in Inches**

13-63-300	1-1/2 x 1 x .093/.056 x 25' (receives 3/4" picket)
13-63-305	1-1/2 x 12' Channel Cover Plate
13-63-264	1-3/4 x 3/4 x .093/.062 x 24' (receives 3/4" picket)
13-63-261	2 x 7/16 x .093 x 25' 2" (no legs)
13-63-262	2 x 3/4 x .125/.093 x 23' 10" (no legs)
13-63-266	2 x 1 x .093/.056 x 25' (receives 3/4" picket)
13-63-267	2 x 1 x .090/.056 x 25' (receives 1" picket)
13-63-227	2 x 16' Channel Cover Plate
52-63-4808*	2.252 x 1.280 Outside Sleeve x 12' (*mates with 13-63-266, 13-63-267)

**Approx. Wt/Lin ft.**

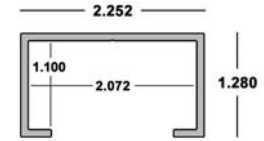
0.322
0.169
0.330
0.294
0.440
0.395
0.395 (FL)
0.166
0.562 (FL)



Railing Channel w/ Welding Legs



Cover Plate



2.252 x 1.280 Outside Sleeve

## Pre-Punched Railing Channel

Mill Finish 6063-T5 Arch Aluminum Channel

Spacing is inside edge to inside edge

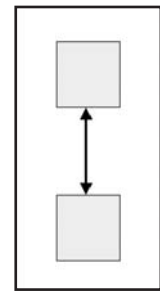

**Stock Code**

**Size in Inches**

**Picket Size**

**between Holes**

13-63-265P (FL)	2 x 1 x 1/8 x 20'	3/4"	3.75"
13-63-265PS (FL)	2 x 1 x 1/8 x 20'	3/4"	3.50"
13-63-265PP (FL)	2 x 1 x 1/8 x 20'	1"	3.75"
13-63-265PPS (FL)	2 x 1 x 1/8 x 20'	1"	3.25"
13-63-266P (FL)	2 x 1 x .093/.056 x 25' with welding legs	3/4"	3.75"
13-63-266PS (FL)	2 x 1 x .090/.056 x 25' with welding legs	3/4"	3.50"
13-63-267P (FL)	2 x 1 x .090/.056 x 25'	1"	3.75"
13-63-267PS (FL)	2 x 1 x .093/.056 x 25'	1"	3.25"



Spacing is inside edge to inside edge

Pre-Punched Railing Channel

**Mill Order Items: Not in Stock - Custom Sizes & Lengths Available - Minimum Order Required**

Standards 14



**Eastern Metal Supply**  
Quality Shapes In Aluminum

EMS FL

1-800-432-2204  
(561) 588-4780 - fax

EMS NC

1-800-343-8154  
(704) 391-2267 - fax

EMS TX

1-800-996-6061  
(281) 656-2297 - fax

EMS MO

1-888-822-6061  
(314) 344-3349 - fax

**Additional Locations:** West Palm Beach & Lakeland, FL and Newark, DE

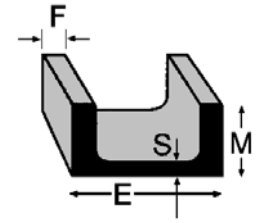
**website:** [www.easternmetal.com](http://www.easternmetal.com)

**e-mail:** [info@easternmetal.com](mailto:info@easternmetal.com)

**version:** 07/31/09

# Structural Aluminum Channel - 6061-T6 x 25' Aluminum Association

<u>Stock Code</u>	<u>Size in Inches (E x M x S / F)</u>	<u>Approx. Wt/Lin ft.</u>
13-61-500	2 x 1 x .130 / .130	0.577
13-61-503	2 x 1-1/4 x .170 / .260 (20')	1.071 (FL)
13-61-505	2 x 1-1/4 x .170 / .260	1.071
13-61-510	3 x 1-1/2 x .130 / .200	1.135
13-61-515	3 x 1-3/4 x .170 / .260	1.597
13-61-520	4 x 2 x .150 / .230	1.738
13-61-525	4 x 2-1/4 x .190 / .290	2.331
13-61-530	5 x 2-1/4 x .150 / .260	2.212
13-61-535	5 x 2-3/4 x .190 / .320	3.089
13-61-540	6 x 2-1/2 x .170 / .290	2.834
13-61-541 (FL)	6 x 2-1/2 x .170 / .290 x 14'6"	2.834
13-61-545	6 x 3-1/4 x .210 / .350	4.030
13-61-575	7 x 2-3/4 x .170 / .290	3.205
52-61-593	7 x 3-1/2 x .210 / .300	4.715
13-61-560	8 x 3 x .190 / .350	4.147
13-61-561	8 x 3-3/4 x .250 / .410 (15')	5.787 (FL)
13-61-562	8 x 3-3/4 x .250 / .410 (32')	5.787 (FL)
Mill Order	9 x 3-1/4 x .230 / .350	4.983
Mill Order	9 x 4 x .240 / .440	6.970
Mill Order	10 x 3-1/2 x .250 / .410	6.136
Mill Order	10 x 4-1/4 x .310 / .500	8.360
Mill Order	12 x 4 x .290 / .470	8.274
Mill Order	12 x 5 x .350 / .620	11.822



**Mill Order Items: Not in Stock - Custom Sizes & Lengths Available - Minimum Order Required**

Standards 15



EMS FL  
1-800-432-2204  
(561) 588-4780 - fax

EMS NC  
1-800-343-8154  
(704) 391-2267 - fax

EMS TX  
1-800-996-6061  
(281) 656-2297 - fax

EMS MO  
1-888-822-6061  
(314) 344-3349 - fax

**Eastern Metal Supply**  
Quality Shapes In Aluminum

**Additional Locations:** West Palm Beach & Lakeland, FL and Newark, DE

**website:** [www.easternmetal.com](http://www.easternmetal.com)

**e-mail:** [info@easternmetal.com](mailto:info@easternmetal.com)

**version:** 10/13/09

