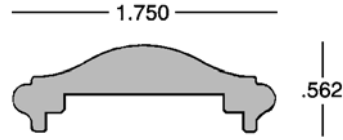


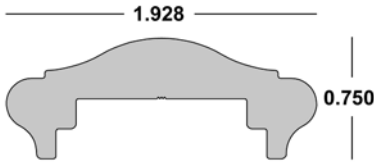
Welded Railing: Dixie Caps



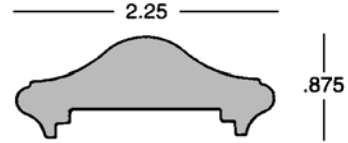
Dixie Cap x 20' - 154
 accepts 1" & 1-1/4" Channels
 28-63-100 wt/ft: 0.516



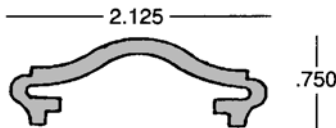
Dixie Cap x 20'
 accepts 1" & 1-1/4" Channel
 28-63-103 (FL/NC) wt/ft: 0.786



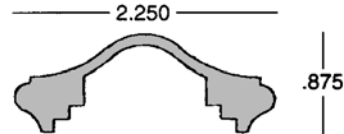
Dixie Cap x 20' - 158
 accepts 1-1/4" & 1-1/2" Channels
 28-63-230 wt/ft: 1.180



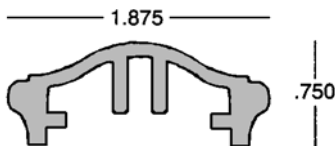
Dixie Cap x 20' - 155
 accepts 1-1/2" Channels
 28-63-105 wt/ft: 0.413



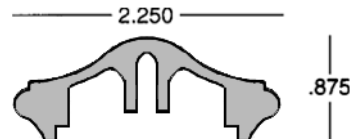
Dixie Cap x 20' - 156
 accepts 1", 1 1/4" & 1 1/2" Channel
 28-63-110 wt/ft: 0.668



Dixie Cap x 20' - 157
 accepts 1 1/4" Channel
 Mill Order wt/ft: 1.180



2-1/4" Dixie Cap x 20'
 with screw boss
 28-63-111 wt/ft: 0.722



Handrailing 08



Eastern Metal Supply
 Quality Shapes In Aluminum

EMS FL
 1-800-432-2204

(561) 588-4780 - fax

EMS NC
 1-800-343-8154

(704) 391-2267 - fax

EMS TX
 1-800-996-6061

(281) 656-2297 - fax

EMS MO
 1-888-822-6061

(314) 344-3349 - fax

Additional Locations: West Palm Beach & Lakeland, FL and Newark, DE

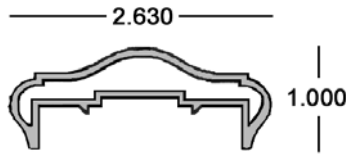
website: www.easternmetal.com

e-mail: info@easternmetal.com

version: 04/28/10

2-5/8" x 1" Hollow Dixie Cap x 25' 10"
 accepts 3/4" & 1" Pickets; 2 x 7/16" Channel; 2" Post
 mates with 28-63-291

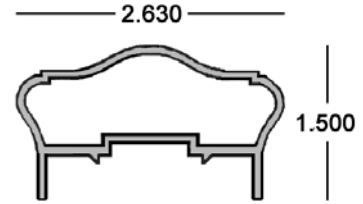
28-63-290 wt/ft: 0.558



Accepts Castings:
 Wall Mount: 21-00-230
 End Cap: 21-00-235

2-5/8" x 1-1/2" Hollow Dixie Cap x 25' 10"
 accepts 3/4" & 1" Pickets; 2 x 7/16" Channel; 2" Post
 mates with 28-63-296

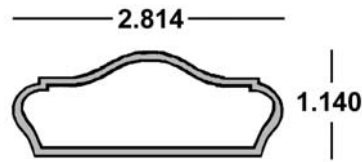
28-63-295 wt/ft: 0.569



Accepts Castings:
 Wall Mount: 21-00-240
 End Cap: 21-00-245

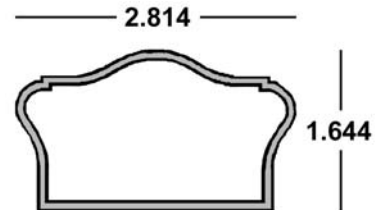
Outside Sleeve x 20'
 mates with 28-63-290

28-63-291 wt/ft: 0.500

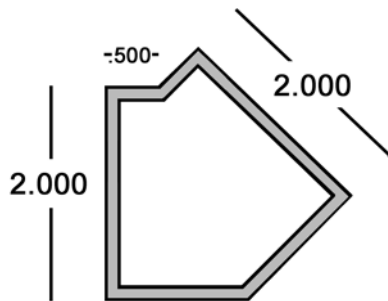


Outside Sleeve x 25' 10"
 mates with 28-63-295

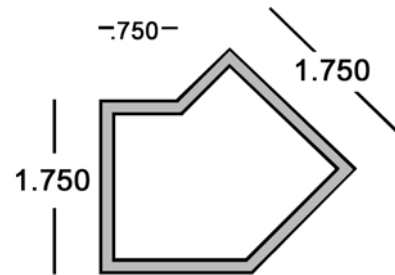
28-63-296 wt/ft: 0.571



45 Degree Post x 20' - 2
 52-63-2033 wt/ft: 1.041




45 Degree Post - 1
 Mill Order wt/ft: 1.122



Mark 5 Gate Hinge
 (Heavy Duty)
 52-63-8793



Mark 4 Gate Hinge
 (Heavy Duty)
 without base plate
 52-63-9150



Handrailing 09



EMS FL
 1-800-432-2204
 (561) 588-4780 - fax

EMS NC
 1-800-343-8154
 (704) 391-2267 - fax

EMS TX
 1-800-996-6061
 (281) 656-2297 - fax

EMS MO
 1-888-822-6061
 (314) 344-3349 - fax

Eastern Metal Supply
 Quality Shapes In Aluminum

Additional Locations: West Palm Beach & Lakeland, FL and Newark, DE
 website: www.easternmetal.com e-mail: info@easternmetal.com version: 04/28/10