

D.O.T. Round Tube - 6061-T6

<u>Stock Code</u>	<u>Size in Inches (Size x Wall)</u>	<u>Aprox. Wt/Lin ft.</u>
17-61-200	1-1/2 x 1/8 x 24'	0.648
17-61-205	1-3/4 x 1/8 x 24'	0.750
17-DOT-100	2 x 1/8 x 12'	0.866
17-61-210	2 x 1/8 x 24'	0.866
17-DOT-105	2-1/2 x 1/8 x 12' 6"	1.097
17-DOT-104	2-1/2 x 1/8 x 13' 6"	1.097
17-DOT-106	2-1/2 x 1/8 x 15'	1.097
17-61-215	2-1/2 x 1/8 x 24'	1.097
17-DOT-110	3 x 1/8 x 13' 6"	1.328
17-DOT-111	3 x 1/8 x 15'	1.328
17-DOT-113	3 x 1/8 x 17'	1.328
17-DOT-112	3 x 1/8 x 20'	1.328
17-61-220	3 x 1/8 x 24'	1.328
17-DOT-115	3-1/2 x 3/16 x 15'	2.300
17-DOT-117	3-1/2 x 3/16 x 17'	2.300
17-DOT-116	3-1/2 x 3/16 x 20'	2.300
17-DOT-120	4 x 3/16 x 17'	2.647
17-DOT-121	4 x 3/16 x 20'	2.647
17-DOT-125	4 x 1/4 x 20'	3.463
17-DOT-130	4-1/2 x 1/4 x 20'	3.924
17-DOT-140	6 x 1/4 x 24'	5.311



Structural Z-Bar - 6061 T6 M/F

12-61-200	1-3/4 x 1-3/4 x 3/16 x 25'	1.087
52-61-2968	3 x 2-11/16 x 1/4 x 40'	2.381 (FL)
12-61-201	3 x 2-11/16 x 1/4 x 25'	2.381
12-61-220	3 x 2-11/16 x 3/8 x 25'	3.381
12-61-240	4-1/16 x 3-1/8 x 5/16 x 25'	3.644

Fabricated Z-Bar - 6061 T6 M/F (pre-holed and slotted)


<u>Stock Code</u>	<u>Size in Inches (Size x Wall)</u>	<u>Aprox. Wt/Lin ft.</u>
12-61-210	1-3/4 x 1-3/4 x 3/16 x 8"	1.087
12-61-211FZ	1-3/4 x 1-3/4 x 3/16 x 11"	1.087
12-61-214FZ	1-3/4 x 1-3/4 x 3/16 x 14"	1.087
12-61-220FZ	1-3/4 x 1-3/4 x 3/16 x 20"	1.087
12-61-226FZ	1-3/4 x 1-3/4 x 3/16 x 26"	1.087
12-61-242FZ	1-3/4 x 1-3/4 x 3/16 x 42"	1.087
12-61-252FZ	1-3/4 x 1-3/4 x 3/16 x 52"	1.087

Fabricated Z-Bar



Extruded Street Name Blade

Mill Order 9" Extruded Blade 1.177



Extruded Street Name Blade

D.O.T. Bullet/Bicycle Rail System Certs Available upon request

4" Bullet/Bicycle Top Cap DOT-61-100 x 30' DOT-61-120 x 40' 6061 T6 Mates with 3" Splice 	3" Bullet Rail Splice DOT-61-130 x 21' 6061 T6 Mates with 4" Top Cap 	Hand Rail Clamp Bar DOT-61-140 x 21' 6061 T6 	Splice Insert Bar DOT-61-150 x 20' 6061 T6 Mates with 4" Top Cap
5" x 5" Straight H-Beam DOT-61-160 x 27' 6061-T6 	7" Bicycle/Bullet Top Cap Mill Order Mates with 5.344" Splice 	5.344" Hand Rail Splice Mill Order Mates with 7" Bridge Rail 	Hand Rail Clamp Bar Mill Order

Standards 21



Eastern Metal Supply
Quality Shapes In Aluminum

[EMS FL](#)
1-800-432-2204
(561) 588-4780 - fax

[EMS NC](#)
1-800-343-8154
(704) 391-2267 - fax

[EMS TX](#)
1-800-996-6061
(281) 656-2297 - fax

[EMS MO](#)
1-888-822-6061
(314) 344-3349 - fax

Additional Locations: West Palm Beach & Lakeland, FL and Newark, DE

website: www.easternmetal.com

e-mail: info@easternmetal.com

version: 01/08/10

Break Away Bases for Single Column Signs

Sign Pole Bases - Manufactured in accordance with Florida DOT

Roadway and Traffic Design Standard Indexes (11861-11865)

Product Code	Description
DOT-4-BPB	4" Break Away Sign Pole Base
DOT-4.5-BPB	4-1/2" Break Away Sign Pole Base
DOT-6-BPB	6" Break Away Sign Pole Base



Break Away Sign Pole Base

Sign Pole Bases with Bolt Kits

DOT-4-BPBPKG	4" Break Away Sign Pole Base
DOT-4.5-BPBPKG	4-1/2" Break Away Sign Pole Base
DOT-6-BPBPKG	6" Break Away Sign Pole Base


Bolt Kits - Hardware meets requirements of ASTM A325 and ASTM A307

Bolt Kits for 4"; 4.5" and 6" Break Away Bases

Product Code	Description and Contents
DOT-4-KIT	<ul style="list-style-type: none"> • (4) 5/8" x 3" Hex Bolts • (4) 5/8" Nuts • (12) Flat Washers • (4) 1/2" x 6" Hex Bolts • (4) 1/2" Nylon Lock Nuts • (8) 1/2" Flat Washers • (2) Bolt Keepers • (4) Shims
DOT-4.5-KIT	<ul style="list-style-type: none"> • (4) 5/8" x 3-1/4" Hex Bolts • (4) 5/8" Nuts • (12) Flat Washers • (4) 1/2" x 6-1/2" Hex Bolts • (4) 1/2" Nylon Lock Nuts • (8) 1/2" Flat Washers • (2) Bolt Keepers • (4) Shims
DOT-6-KIT	<ul style="list-style-type: none"> • (4) 3/4" x 3-1/2" Hex Bolts • (4) 3/4" Nuts • (12) Flat Washers • (4) 1/2" x 8" Hex Bolts • (4) 1/2" Nylon Lock Nuts • (8) 1/2" Flat Washers • (2) Bolt Keepers • (4) Shims



Bolt Kit



DOT Shims

Shims

DOT-2-Shim	FDOT approved shim for single column ground signs
DOT-3-Shim	FDOT approved general purpose shim

Flat Bar Base Plate x 12' - 6061 T6 M/F

Stock Code	Size (Size x Wall)	Aprox. Wt/Lin ft.
10-61-505	1/2" x 6" x 12'	3.600
52-61-2658	5/8" x 6" x 12'	4.500 (FL)



Installed Soil Plate: Front & Back views; shown attached with FDOT approved U-bolts

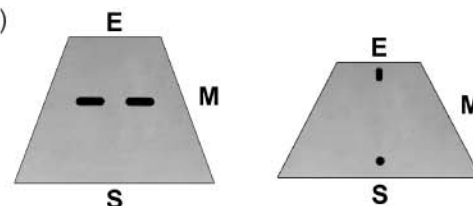
Fabbed Soil Plate

DOT-14-SP	1/4" Aluminum Plate (8" x 12" x 14") 6061-T6 (FL)
DOT-12-SP	1/8" Steel Plate (6" x 8" x 12") (FL)

FDOT Approved U-Bolts

ASTM A-307 Galvanized U-Bolts with lock washers and nuts.

DOT-2-UBOLT	2" U-Bolt
DOT-2.5-UBOLT	2-1/2" U-Bolt
DOT-3-UBOLT	3" U-Bolt
DOT-3.5-UBOLT	3-1/2" U-Bolt
DOT-4-UBOLT	4" U-Bolt
DOT-4.5-UBOLT	4-1/2" U-Bolt
DOT-5-UBOLT	5" U-Bolt
DOT-6-UBOLT	6" U-Bolt



Aluminum Soil Plate

Steel Soil Plate



U-Bolts

Standards 22



Eastern Metal Supply

Quality Shapes In Aluminum

EMS FL

1-800-432-2204

(561) 588-4780 - fax

EMS NC

1-800-343-8154

(704) 391-2267 - fax

EMS TX

1-800-996-6061

(281) 656-2297 - fax

EMS MO

1-888-822-6061

(314) 344-3349 - fax

Additional Locations: West Palm Beach & Lakeland, FL and Newark, DE

website: www.easternmetal.com

e-mail: info@easternmetal.com

version: 11/02/09