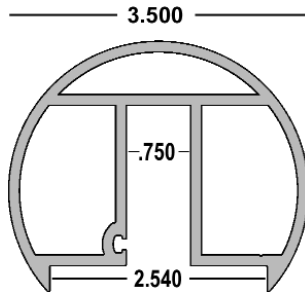
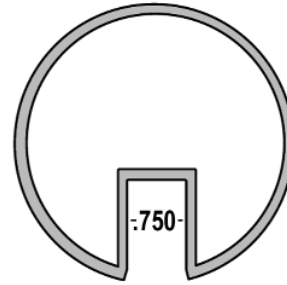


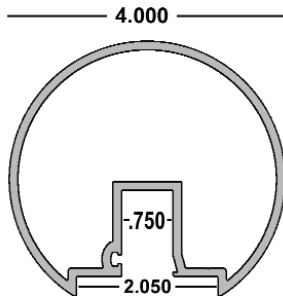
3.5" Heavy Round Glass Cap GR112
 with 1.875 deep glass pocket wall:0.125
Mill Order



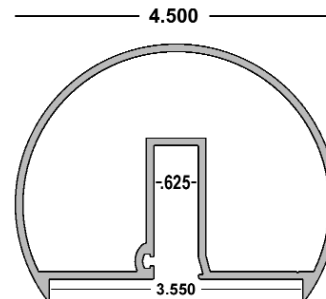
3.5" Round Glass Cap GR114
 with 1.250 deep glass pocket wall:0.120
Mill Order 3.500



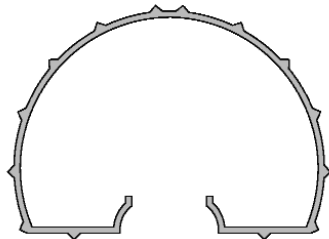
4" Round Glass Cap GR116
 with 1.250 deep glass pocket wall:0.125
Mill Order



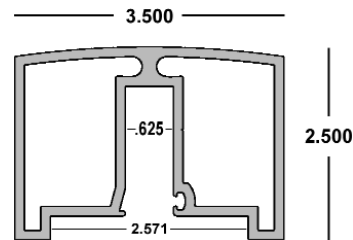
4.5" Round Top Cap GR118
 with 1.750 deep glass pocket wall:0.105
Mill Order



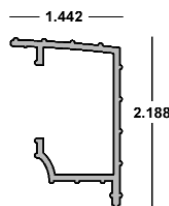
4.5" Inner Sleeve GR120
 Mates with GR118 wall:0.080
Mill Order



3.5" x 2.5" Rect Glass Top Cap GR122
 with 1.680 deep glass pocket wall:0.125
Mill Order



Inner Sleeve for 3.5" x 2.5" Rect Glass
 Top Cap GR124 Mates with GR122
Mill Order wall:0.080



Handrailing 14



Eastern Metal Supply
 Quality Shapes In Aluminum

EMS FL
 1-800-432-2204

(561) 588-4780 - fax

EMS NC
 1-800-343-8154

(704) 391-2267 - fax

EMS TX
 1-800-996-6061

(281) 656-2297 - fax

EMS MO
 1-888-822-6061

(314) 344-3349 - fax

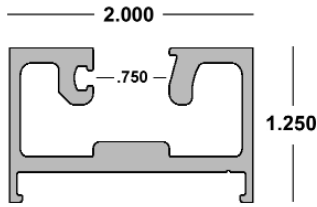
Additional Locations: West Palm Beach & Lakeland, FL and Newark, DE

website: www.easternmetal.com

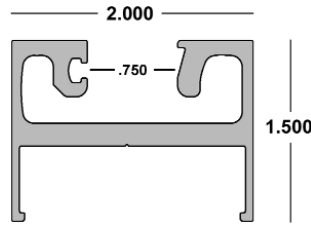
e-mail: info@easternmetal.com

version: 01/30/08

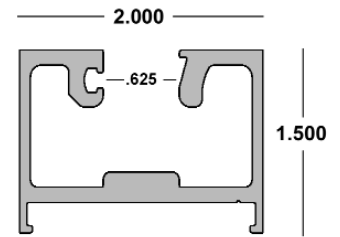
2" x 1.25" Glass Bottom Channel GRC200
with 0.750 deep glass pocket
Mill Order wall:0.125



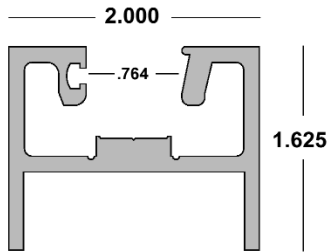
2" x 1.5" Glass Bottom Channel GRC202
with 0.687 deep glass pocket
Mill Order wall:0.090



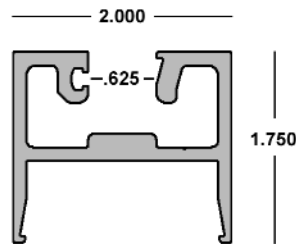
2" x 1.5" Glass Bottom Channel x 24' GRC204
with 1.000 deep glass pocket
52-63-10741 (FL) wall:0.090
6063-T52



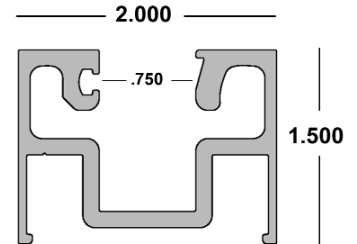
2" x 1.625" Glass Bottom Channel GRC206
with 0.875 deep glass pocket
Mill Order wall:0.125



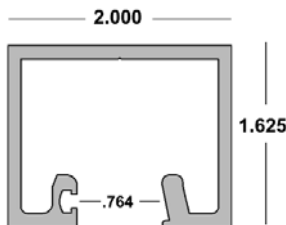
2" x 1.75" Glass Bottom Channel GRC208
with 0.750 deep glass pocket
Mill Order wall:0.120



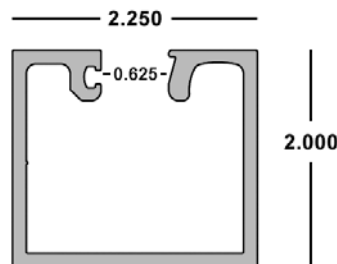
2" x 1.5" Mid Rail Glass Channel GRC210
with 1.250 deep glass pocket
Mill Order wall:0.090




2" x 1.625" Mid Rail Glass Channel GRC212
with 1.500 deep glass pocket
Mill Order wall:0.125



2.25" x 2" Glass Channel GRC213
with 1.500 deep glass pocket
Mill Order wall:0.125



Cover Plate GRC214
mates with GRC200,
GRC202, GRC204, GRC208,
GRC210
Mill Order wall:0.090



Handrailing 15



EMS FL
1-800-432-2204
(561) 588-4780 - fax

EMS NC
1-800-343-8154
(704) 391-2267 - fax

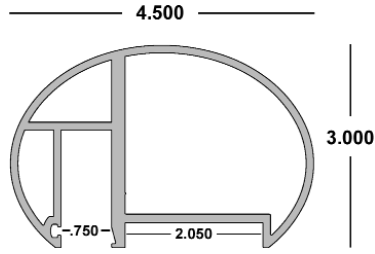
EMS TX
1-800-996-6061
(281) 656-2297 - fax

EMS MO
1-888-822-6061
(314) 344-3349 - fax

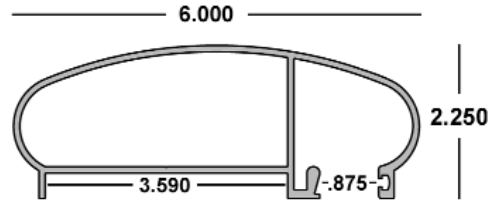
Eastern Metal Supply
Quality Shapes In Aluminum

Additional Locations: West Palm Beach & Lakeland, FL and Newark, DE
website: www.easternmetal.com **e-mail:** info@easternmetal.com **version:** 05/16/08

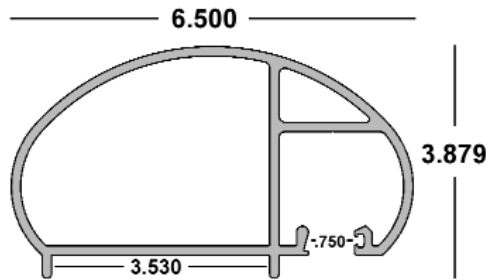
4.5" Offset Oval Glass Cap
 GR300 with 1.75 deep glass channel
Mill Order wall:0.110



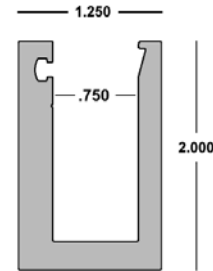
6" x 2.25" Offset Oval Glass Rail Cap
 GR302 with 2.00 deep glass channel
Mill Order wall:0.090 Mates with 312



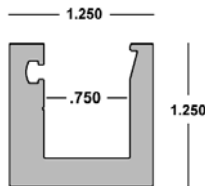
6.5" x 3.75" Offset Oval Glass Rail Cap
 GR304 with 2.00 deep glass channel
Mill Order wall:0.150 Mates with 312



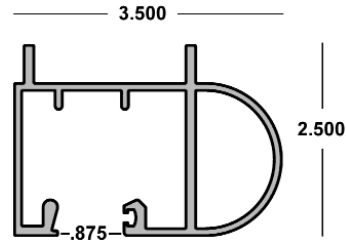
2" x 1.25" Offset Glass Channel
 GR306 with 1.75 deep glass channel
Mill Order wall:0.250



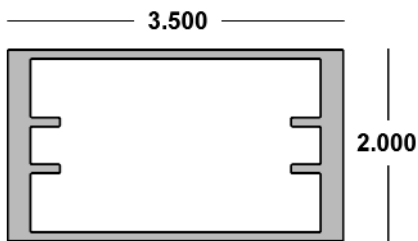
1.25" x 1.25" Offset Glass Channel
 GR308 with 1.00 deep glass channel
Mill Order wall:0.250



3.5" x 2.5" Offset Bottom Channel
 GR310 with 1.75 deep glass channel
Mill Order wall:0.090



3.5" x 2" Heavy Duty Glass Rail Post
 GR312 receives 3/8" x 3" flat bar; Mates with
 GRC302 & GRC304
Mill Order wall:0.094



Handrailing 16



Eastern Metal Supply
 Quality Shapes In Aluminum

[EMS FL](#)

1-800-432-2204
 (561) 588-4780 - fax

[EMS NC](#)

1-800-343-8154
 (704) 391-2267 - fax

[EMS TX](#)

1-800-996-6061
 (281) 656-2297 - fax

[EMS MO](#)

1-888-822-6061
 (314) 344-3349 - fax

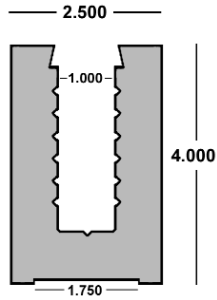
Additional Locations: West Palm Beach & Lakeland, FL and Newark, DE

website: www.easternmetal.com

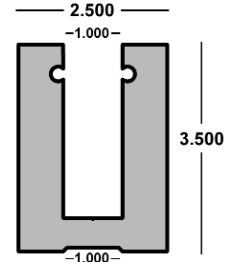
e-mail: info@easternmetal.com

version: 01/30/08

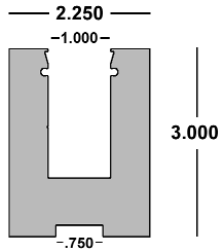
2.5" x 4" Glass Shoe Base
 with 3.125 deep glass pocket
51-63-325 (TX) wall:0.000



2.5" x 3.5" Glass Shoe Base
 with 2.938 deep glass pocket
Mill Order wall:0.000



2.25" x 3" Glass Shoe Base
 with 2.063 deep glass pocket
Mill Order wall:0.625



Handrailing 17



EMS FL
 1-800-432-2204

(561) 588-4780 - fax

EMS NC
 1-800-343-8154

(704) 391-2267 - fax

EMS TX
 1-800-996-6061

(281) 656-2297 - fax

EMS MO
 1-888-822-6061

(314) 344-3349 - fax

Eastern Metal Supply
 Quality Shapes In Aluminum

Additional Locations: West Palm Beach & Lakeland, FL and Newark, DE

website: www.easternmetal.com

e-mail: info@easternmetal.com

version: 01/30/08