

Stock Welded Caps

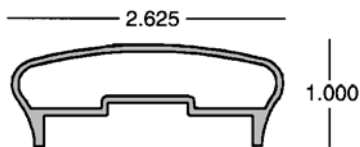
EMS makes purchasing Handrail Extrusions easy and painless. In addition to our Stock Welded Caps, we carry Mechanical Railing, Dixie Caps, Pipe & Wall Brackets, Glass Railing and many other Special Order Railing.

Don't forget we also carry Square Tube for Posts and Pickets (Standards pp17-18), an array of Castings as well as Anchoring Cement.

Call the EMS nearest you today or visit us on the internet at www.easternmetal.com for more information!

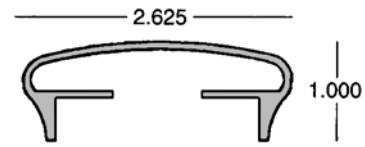


2 5/8" Hollow Cap x 25' 10" 129
 accepts 3/4" Picket with 2" Post; Mates w/#133
28-63-210 wt/ft: **0.573**



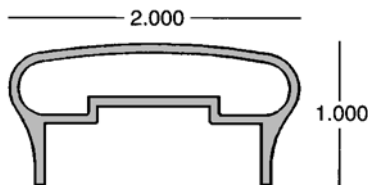
Accepts Castings:
 Wall Mount: 21-00-302
 End Cap: 21-00-135

2 5/8" Solid Cap x 25' 10" 130
 accepts 3/4" Picket w/2" Post; Mates w/#133
28-63-200 wt/ft: **0.530**

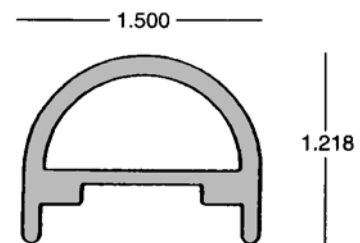


Accepts Castings:
 Wall Mount: 21-00-302
 End Cap: 21-00-135

2" x 1" Hollow Cap x 20' 131
 accepts 3/4" Picket with 1 1/2" Post
28-63-275 wt/ft: **0.437**



Handicap Grip Rail x 20' 132
 accepts 3/4" Picket with 1 1/4" Post
52-63-1641 wt/ft: **0.665**



Handrailing 05



Eastern Metal Supply
 Quality Shapes In Aluminum

EMS FL
 1-800-432-2204
 (561) 588-4780 - fax

EMS NC
 1-800-343-8154
 (704) 391-2267 - fax

EMS TX
 1-800-996-6061
 (281) 656-2297 - fax

EMS MO
 1-888-822-6061
 (314) 344-3349 - fax

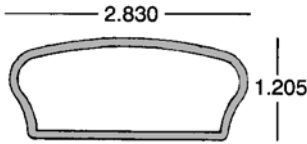
Additional Locations: West Palm Beach & Lakeland, FL and Newark, DE

website: www.easternmetal.com

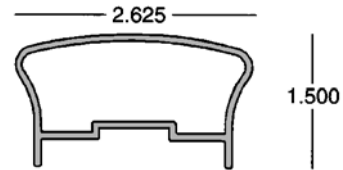
e-mail: info@easternmetal.com

version: 11/13/08

Outside Sleeve x 20' 133
 mates with #129 and #130
 2 5/8" 28-63-220 wt/ft: 0.732

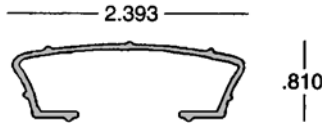


2 5/8" Hollow Cap x 25' 10" 135
 accepts 3/4" Picket with 2" Post
 mates with #136; Mates w/ #136 and #137
 2 5/8" 28-63-215 wt/ft: 0.670

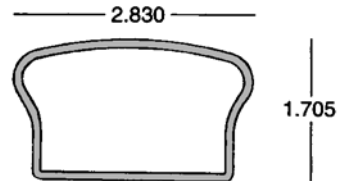


Accepts Castings:
 Wall Mount: 21-00-160
 End Cap: 21-00-140
 Flat End Cap: 21-00-140f

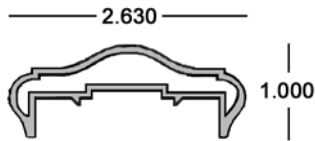
Inner Splice x 10' 136
 mates with #135
 2 5/8" 28-63-208 wt/ft: 0.344



Outside Sleeve x 20' 137
 mates with #135
 2 5/8" 28-63-225 wt/ft: 0.840

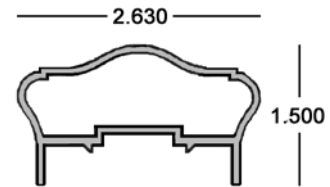


2 5/8" x 1" Hollow Dixie Cap x 25' 10" 28-63-290 wt/ft: 0.558
 accepts 3/4" & 1" Pickets; 2 x 7/16" Channel; 2" Post



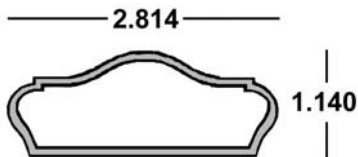
Accepts Castings:
 Wall Mount: 21-00-230
 End Cap: 21-00-235

2 5/8" x 1 1/2" Hollow Dixie Cap x 25' 10" 28-63-295 wt/ft: 0.569
 accepts 3/4" & 1" Pickets; 2 x 7/16" Channel; 2" Post

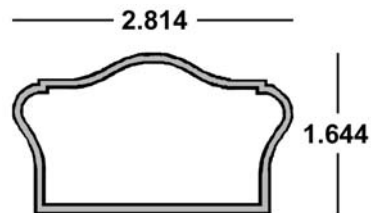


Accepts Castings:
 Wall Mount: 21-00-240
 End Cap: 21-00-245

Outside Sleeve x 20' 28-63-291 wt/ft: 0.500
 mates with 2 5/8" x 1" Hollow Dixie Cap



Outside Sleeve x 20' 28-63-296 wt/ft: 0.571
 mates with 2 5/8" x 1 1/2" Hollow Dixie Cap



Handrailing 06



Eastern Metal Supply
 Quality Shapes In Aluminum

[EMS FL](#)
 1-800-432-2204

(561) 588-4780 - fax

[EMS NC](#)
 1-800-343-8154

(704) 391-2267 - fax

[EMS TX](#)
 1-800-996-6061

(281) 656-2297 - fax

[EMS MO](#)
 1-888-822-6061

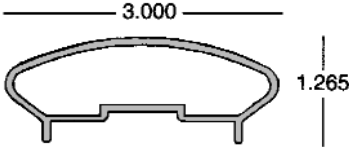
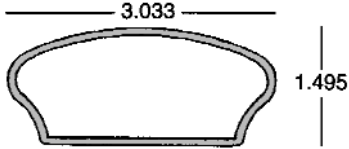
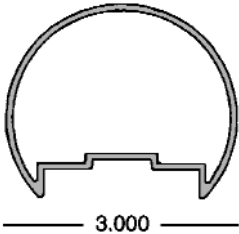
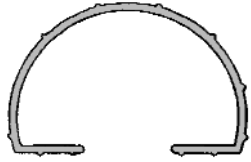
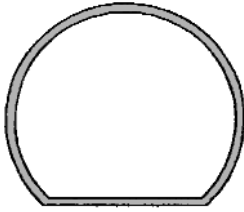
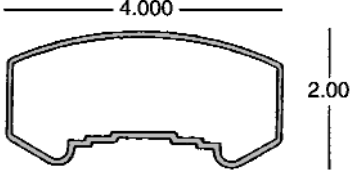
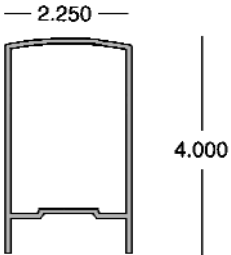
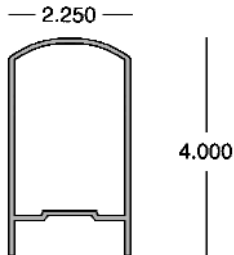
(314) 344-3349 - fax

Additional Locations: West Palm Beach & Lakeland, FL and Newark, DE

website: www.easternmetal.com

e-mail: info@easternmetal.com

version: 03/13/09

<p>3" Oval Top Cap x 24' 147 28-63-267 wt/ft: 0.635</p> 	<p>Outside Sleeve for 3" Oval Top Cap 148 <i>mates with #147</i> wt/ft: 0.941 Mill Order (formerly 52-63-8767)</p> 
<p>3" Round Top Cap x 24' 149 28-63-265 wt/ft: 1.001 <i>accepts 3/4" Picket; accepts 2" Post mates with #150 and #151</i></p> 	<p>Inside Sleeve x 10' 150 <i>mates with #149</i> 40-63-701 wt/ft: 0.718</p> 
<p>Outside Sleeve x 10' 151 <i>mates with #149</i> 28-63-263 wt/ft: 1.042</p> 	<p>28-63-285 x 24' 152 <i>accepts 3/4" Picket ; accepts 1 1/2" and 2" Post</i> wt/ft: 1.088</p> 
<p>28-63-255 x 24' 139 <i>(less radius) accepts 3/4" Picket with 2" Post</i> wt/ft: 1.477</p> 	<p>28-63-256 x 24' 140 <i>(more radius) accepts 3/4" Picket with 2" Post</i> wt/ft: 1.274</p> 

Handrailing 07



Eastern Metal Supply

Quality Shapes In Aluminum

EMS FL

1-800-432-2204
(561) 588-4780 - fax

EMS NC

1-800-343-8154
(704) 391-2267 - fax

EMS TX

1-800-996-6061
(281) 656-2297 - fax

EMS MO

1-888-822-6061
(314) 344-3349 - fax

Additional Locations: West Palm Beach & Lakeland, FL and Newark, DE

website: www.easternmetal.com

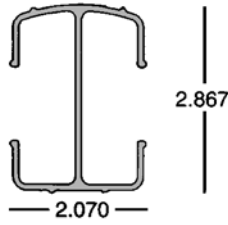
e-mail: info@easternmetal.com

version: 08/04/06

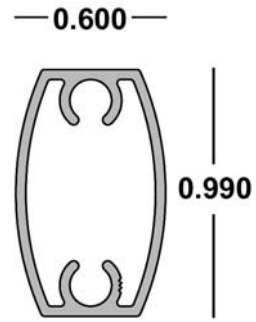
2-1/4" x 4" Insert x 10'
mates with #139 and #140

138

Mill Order wt/ft: 1.028
(formerly 28-63-257)

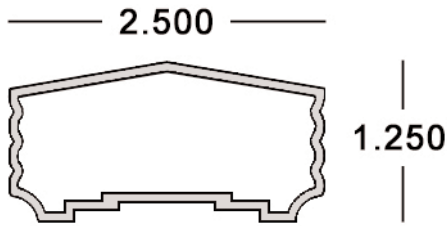


1" Oval Picket
Mill Order



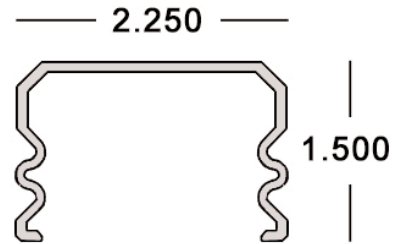
2-1/2" Colonial (Wood Style)
Top Rail x 20'

28-63-063 wt/ft: 0.600
Accepts 3/4" Picket



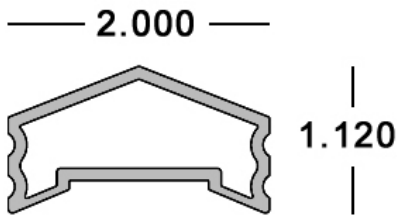
2-1/4" Colonial (Wood Style)
Bottom Channel x 20'

28-63-062 wt/ft: 0.557



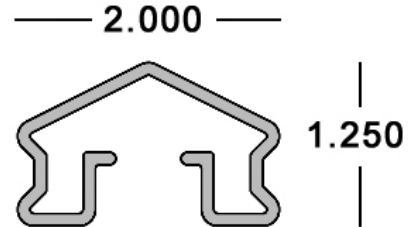
2" x 1-1/8" Colonial (Wood Style)
Top Rail

Mill Order wt/ft: 0.584
Accepts 1" Picket



2" x 1-1/4" Colonial (Wood Style)
Top Rail - Open Back

Mill Order wt/ft: 0.660
Accepts 3/4" Picket



Handrailing 08



EMS FL
1-800-432-2204

(561) 588-4780 - fax

EMS NC
1-800-343-8154

(704) 391-2267 - fax

EMS TX
1-800-996-6061

(281) 656-2297 - fax

EMS MO
1-888-822-6061

(314) 344-3349 - fax

Eastern Metal Supply
Quality Shapes In Aluminum

Additional Locations: West Palm Beach & Lakeland, FL and Newark, DE

website: www.easternmetal.com

e-mail: info@easternmetal.com

version: 11/10/09