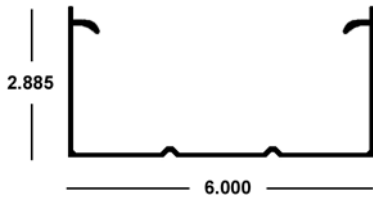


Standard Walkway Shapes

Many additional and different profiles are available for this industry on a minimum mill order basis

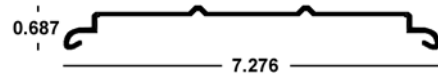
WWC-17 "P" Pan x 24' 2"

Wall: .060 Mates with WWC-19
6063-T6 - 204 R1 Anodized
56-63-001 (FL)



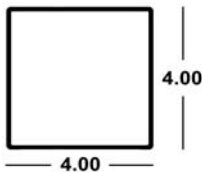
WWC-19 "P" Cap (Flat) x 24' 2"

Wall: .060 Mates with WWC-17
6063-T6 - 204 R1 Anodized
56-63-008 (FL)



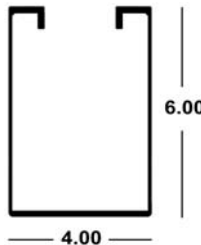
4 Sq. Tube (.125 radius)

6063-T6 - 204 R1 Anodized
56-63-003 (FL) x .125 Wall x 24' 6"
56-63-010 (FL) x .150 Wall x 22'



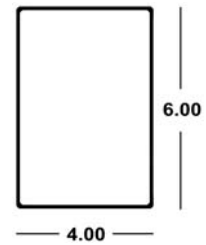
4 x 6 Gutter Beam x 24' 2"

Wall: .190/.125
6063-T6 - 204 R1 Anodized
56-63-011 (FL)




4 x 6 x .150 Rect. Tube x 24' 6"

(.125 radius)
6063-T6 - 204 R1 Anodized
56-63-004 (FL)




4 x 8 Gutter Beam

Wall: .190/.150
6063-T6 - 204 R1 Anodized
56-63-013 (FL) x 24' 2"



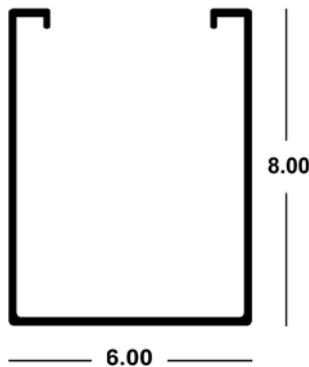
4 x 8 Rect. Tube x 24' 6"

Wall: .190/.150
6063-T6 - 204 R1 Anodized
56-63-014 (FL)



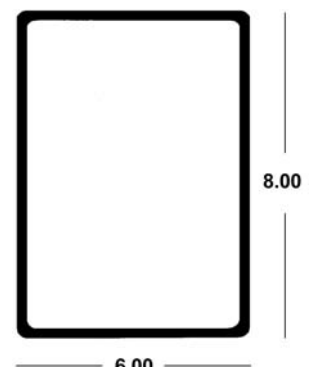
6 x 8 Gutter Beam (Standard) GB-12-A

Wall: .190
6063-T6 - 204 R1 Anodized
56-63-021 (FL) x 25'
56-63-022 (FL) x 30'



6 x 8 x .188 Rect. Tube

With Radius
6063-T6 - 204 R1 Anodized
56-63-017 (FL) x 25'
56-63-018 (FL) x 30'



6063-T6 Mill Finish
56-63-023 (FL) x 25'
56-63-024 (FL) x 30'

6063-T6 Mill Finish
56-63-019 (FL) x 25'
56-63-020 (FL) x 30'

Miscellaneous 05



[EMS FL](#)

1-800-432-2204
(561) 588-4780 - fax

[EMS NC](#)

1-800-343-8154
(704) 391-2267 - fax

[EMS TX](#)

1-800-996-6061
(281) 656-2297 - fax

[EMS MO](#)

1-888-822-6061
(314) 344-3349 - fax

Eastern Metal Supply

Quality Shapes In Aluminum

Additional Locations: West Palm Beach & Lakeland, FL and Newark, DE

website: www.easternmetal.com

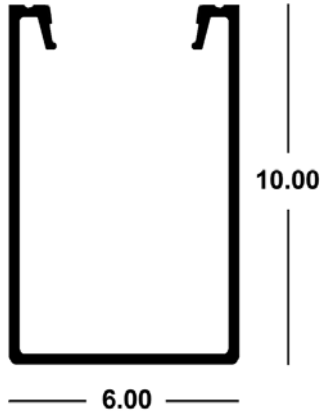
e-mail: info@easternmetal.com

version: 02/26/10

Standard Walkway Shapes *Many additional and different profiles are available for this industry on a minimum mill order basis*


6 x 10 Gutter Beam (Standard)

GB-13 Wall: .190
 6063-T6 - 204 R1 Anodized
 56-63-029 (FL) x 25'
 56-63-030 (FL) x 30'
 6063-T6 Mill Finish
 56-63-031 (FL) x 25'
 56-63-032 (FL) x 30'



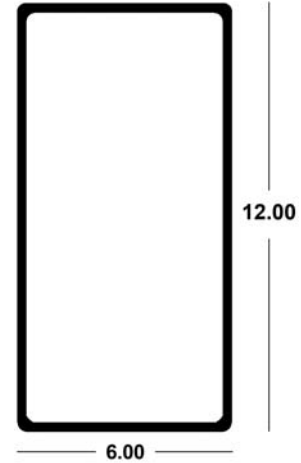
6 x 10 x .190 Rect. Tube

With Radius
 6063-T6 - 204 R1 Anodized
 56-63-025 (FL) x 25'
 56-63-026 (FL) x 30'
 6063-T6 Mill Finish
 56-63-027 (FL) x 25'
 56-63-028 (FL) x 30'



6 x 12 x .250 Rect. Tube

With Radius
 6063-T6 Mill Finish
 20-63-800 (FL) x 24'



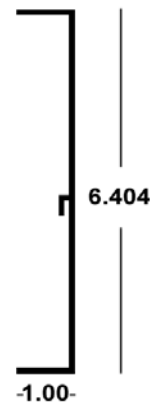
6.1 Fascia

Wall: .070 6063-T6 - 204 R1 Anodized
 56-63-005 (FL) x 24'



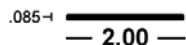
6.404 x 1 Side Fascia (F-2 - w/hook)

Wall: .070 6063-T6 - 204 R1 Anodized
 56-63-007 (FL) x 24'



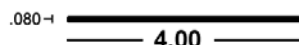
2" Pan End Cap x 12' 1"

Wall: .085
 6063-T6 - Mill Finish
 10-63-100 (FL)



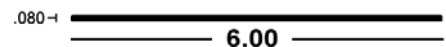
4" Gutter Beam End Cap x 97"

Wall: .080
 6063-T6 - 204 R1 Anodized
 52-63-11157 (FL)



6" Gutter Beam End Cap x 97"

Wall: .080
 6063-T6 - 204 R1 Anodized
 52-63-11158 (FL)



Miscellaneous 06



Eastern Metal Supply
 Quality Shapes In Aluminum

[EMS FL](#)

1-800-432-2204
 (561) 588-4780 - fax

[EMS NC](#)

1-800-343-8154
 (704) 391-2267 - fax

[EMS TX](#)

1-800-996-6061
 (281) 656-2297 - fax

[EMS MO](#)

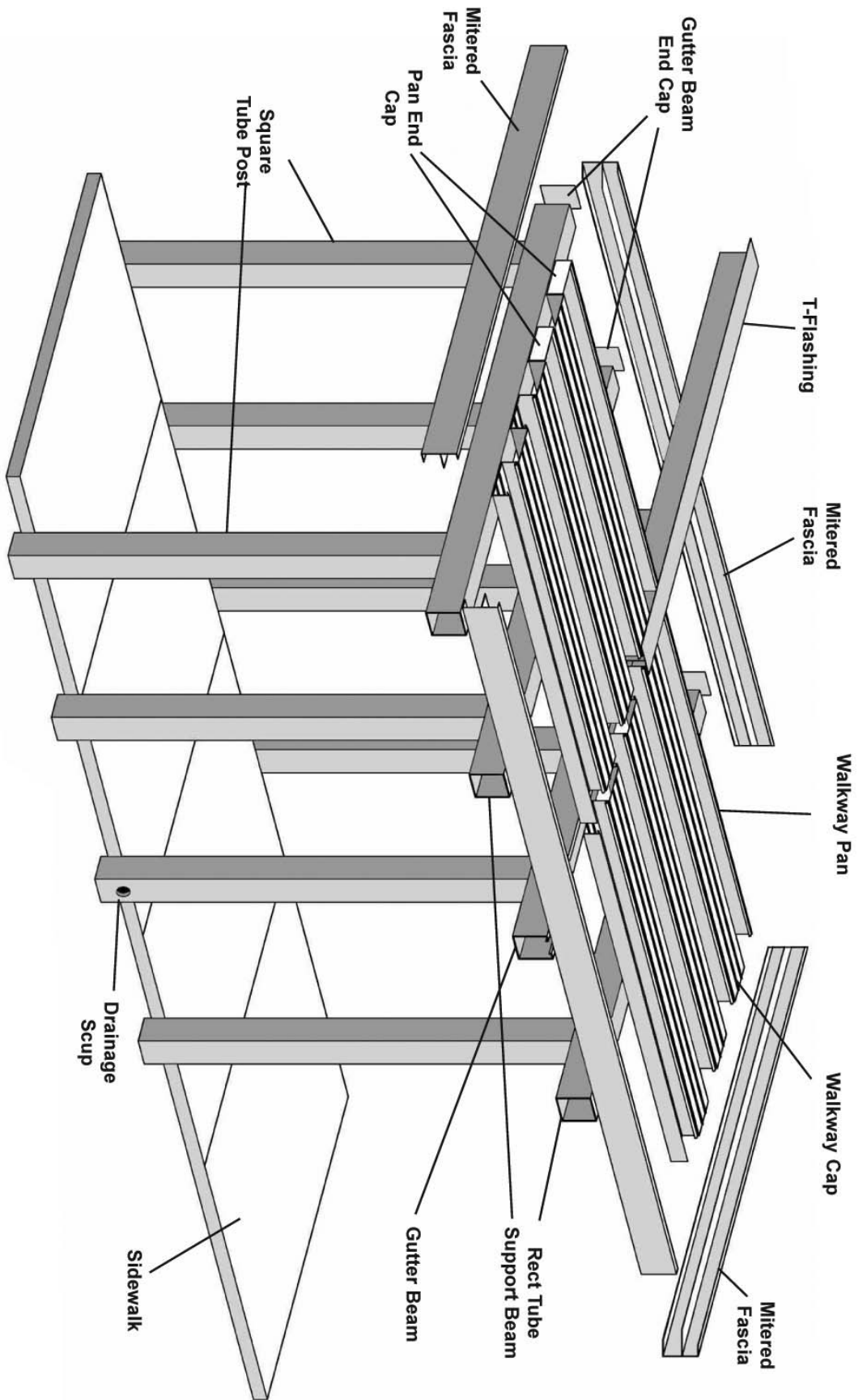
1-888-822-6061
 (314) 344-3349 - fax

Additional Locations: West Palm Beach & Lakeland, FL and Newark, DE

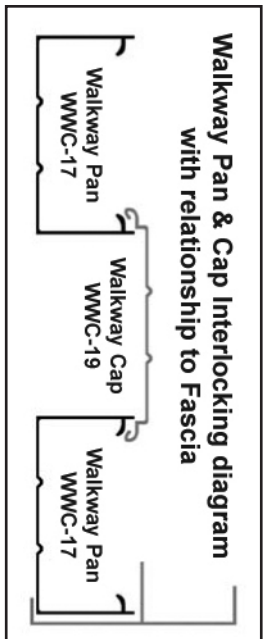
[website: www.easternmetal.com](http://www.easternmetal.com)

[e-mail: info@easternmetal.com](mailto:info@easternmetal.com)

[version: 03/16/10](#)



Walkway Schematic - Now Stocking!
Standard Walkway Shapes - 204 R1 Anodized



Miscellaneous 07



Eastern Metal Supply
 Quality Shapes In Aluminum

EMS FL
 1-800-432-2204
 (561) 588-4780 - fax

EMS NC
 1-800-343-8154
 (704) 391-2267 - fax

EMS TX
 1-800-996-6061
 (281) 656-2297 - fax

EMS MO
 1-888-822-6061
 (314) 344-3349 - fax

Additional Locations: West Palm Beach & Lakeland, FL and Newark, DE

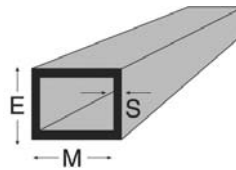
website: www.easternmetal.com

e-mail: info@easternmetal.com

version: 01/12/10


Rectangular Aluminum Tube

6063-T52 x 24' (Unless noted otherwise)



<u>Stock Code</u>	<u>Size in Inches (E x M x S)</u>	<u>Approx. Wt/ Lin ft.</u>	<u>Stock Code</u>	<u>Size in Inches (E x M x S)</u>	<u>Approx. Wt/ Lin ft.</u>
20-63-200	.500 x 1 x .093	0.293	Mill Order	2.250 x 5.250 x .125	2.176
20-63-205	.750 x 1.500 x .125	0.600	Mill Order	2.500 x 6 x .125	2.475
20-63-210	.750 x 1.750 x .125	0.675	Mill Order	2.500 x 6.500 x .125	2.624
20-63-220	1 x 1.500 x .125	0.676	Mill Order	2.500 x 7 x .125	3.115
20-63-221 (FL)	1 x 1.500 x .125 (w/.125 radius)	0.659	Mill Order	2.750 x 8.500 x .130 (w/radius)	3.287
20-63-222	1 x 2 x .062 (w/radius)	0.416	20-63-300	3 x 4 x .125	2.026
20-63-223	1 x 2 x .062	0.428	20-63-301	3 x 4 x .125 (w/radius)	2.074
20-63-221 (NC)	1 x 2 x .075 (w/radius)	0.499	Mill Order	3 x 6 x .125	2.625
20-63-228 (NC)	1 x 2 x .125 x 20'	0.554	Mill Order	3 x 6 x .188	3.891
20-63-228 (TX)	1 x 2 x .083 (w/radius)	0.554	Mill Order	3 x 6 x .250	5.100
20-63-229 (FL)	1 x 2 x .093 x 24'	0.628	Mill Order	3 x 7 x .125	2.925
20-63-224	1 x 2 x .093 x 26'	0.628	20-63-302	3 x 8 x .110 (6063-T6)	2.862
20-63-227	1 x 2 x .093 (w/radius)	0.613	Mill Order	3 x 8 x .188	4.794
20-63-225	1 x 2 x .125	0.824	Mill Order	3 x 10 x .125	3.824
20-61-225	1 x 2 x .125 (6061-T6)	0.824	20-63-305	3 x 12 x .188 (6005 T5)	6.613
20-63-226	1 x 2 x .125 (w/radius)	0.817	Mill Order	4 x 6 x .125	2.925
25-BD-320	1 x 2 x .125 Polished BDA	0.824	56-63-004 (FL)	4 x 6 x .150 x 24' 2"	3.480
20-63-230	1 x 3 x .125	1.125	(w/radius 204R1 Anodized)		
20-63-689 (NC)	1 x 3 x .125 (w/radius)	1.125	20-63-306	4 x 6 x .188	4.256
20-63-235	1 x 4 x .125	1.425	20-61-651 (MO)	4 x 6 x .250 (6061-T6)	5.700
20-63-236	1 x 5 x .125 x 20'	1.720	52-61-804	4 x 6 x .250 x 28' (6061-T6)	5.700
20-63-240	1.250 x 2.500 x .125	1.050	Mill Order	4 x 8 x .188 (w/radius)	5.294
20-63-245	1.500 x 2 x .125	0.976	56-63-014 (FL)	4 x 8 x .190/.150 (w/radius)	4.567
20-63-250	1.500 x 3 x .125	1.272	(w/radius 204R1 Anodized)		
20-63-255	1.750 x 3 x .125	1.350	20-61-524 (NC)	4 x 8 x .250 (6061-T6)	6.900
20-63-265	1.750 x 4 x .093	1.242	52-61-805	4 x 8 x .250 x 28' (6061-T6)	6.900
20-63-270	1.750 x 4 x .125	1.650	Mill Order	4 x 10 x .250 (w/.25 radius)	8.040
20-61-270 (FL)	2 x 2.500 x .125 (6061-T6)	1.275	20-61-505	4 x 12 x .250 x 26' (6005-T6)	9.300
20-63-275	2 x 3 x .125	1.426	Mill Order	5 x 7 x .190 (w/radius)	5.060
20-61-275	2 x 3 x .125 (6061-T6)	1.426	Mill Order	6 x 8 x .188 (w/radius)	6.196
52-61-194 (FL)	2 x 3 x .250	2.700	Mill Order	6 x 8 x .500 (w/.062 radius)	15.286
20-61-279	2 x 3 x .250 (w/radius 6061-T6)	2.636	Mill Order	6 x 10 x .190 (w/radius)	7.171
20-63-280	2 x 4 x .125	1.724	Mill Order*	6 x 10 x .250/.188 (w/radius)	8.047
20-63-281	2 x 4 x .250	3.300	20-63-800 (FL)	6 x 12 x .250 (w/.125 radius)	10.500
20-63-285	2 x 5 x .125	2.025	Mill Order	8 x 12 x .500 (w/.062 radius)	22.345
20-61-287	2 x 5 x .250 (6061-T6)	3.900			
20-63-290	2 x 6 x .125	2.327			
Mill Order	2 x 6 x .188	3.440			
20-61-292	2 x 6 x .250 (6061-T6)	4.500			
Mill Order	2 x 7 x .125	2.624			
20-63-295	2 x 8 x .125	2.925			
Mill Order	2 x 8 x .188 (w/radius)	4.342			
20-61-296	2 x 8 x .250 (6061-T6)	5.700			
20-63-400	2 x 10 x .125 (6063-T6)	3.541			
Mill Order**	2 x 12 x .125	4.387			
20-63-500	2 x 12 x .188	6.210			

* ID configuration allows saw adaptation into a gutter beam



Typical fabrication services available through EMS: Scalloped End Trellis Tube

Standards 18



EMS FL
1-800-432-2204

EMS NC
1-800-343-8154

EMS TX
1-800-996-6061

EMS MO
1-888-822-6061

(561) 588-4780 - fax

(704) 391-2267 - fax

(281) 656-2297 - fax

(314) 344-3349 - fax

Eastern Metal Supply
Quality Shapes In Aluminum

Additional Locations: West Palm Beach & Lakeland, FL and Newark, DE

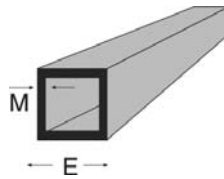
website: www.easternmetal.com

e-mail: info@easternmetal.com

version: 12/28/09

Square Aluminum Tube

6063-T52 x 24' (Unless noted otherwise)



<u>Stock Code</u>	<u>Size in Inches (E x M x S)</u>	<u>Approx. Wt/ Lin ft.</u>	<u>Stock Code</u>	<u>Size in Inches (E x M x S)</u>	<u>Approx. Wt/ Lin ft.</u>
19-63-100	.500 x .062 x 20'	0.131	19-63-211	2 x .188	1.627
19-63-471(FL/NC)	.625 x .062 x 20'	0.168	52-61-1128	2 x .188 x 20' (w/radius/6061-T6)	1.530
Mill Order (19-63-090)	.735 x .045 x 16' 6"	0.168	19-61-212	2 x .250 (6061-T6)	2.100
19-63-095	.735 x .045	0.168	52-61-1520	2 x .250 (w/radius/6061-T6)	2.052
19-63-089	.750 x .045 x 16' 8" (w/radius)	0.168	19-63-215	2.250 x .095	0.982
19-63-101	.750 x .045 x 18' 8" (w/radius)	0.168	52-61-1040	2.45 x .250 x 18' (w/radius/6061-T6)	2.640
19-63-106(NC/MO)	.750 x .062 x 21' (w/radius)	0.196	19-63-714 (DE)	2.500 x .075	0.855
19-63-525 (NC)	.750 x .062 x 16'	0.206	19-63-221	2.500 x .125	1.425
19-63-105	.750 x .062	0.206	19-61-534 (NC)	2.7 x .125 x 20' (w/radius/6061-T6)	1.490
19-63-107	.750 x .062 (w/.090 radius)	0.206	Mill Order	3 x .090 (w/radius)	1.306
19-63-110	.750 x .093	0.293	19-63-231	3 x .093 x 27'	1.298
19-63-113	.750 x .093 (w/radius)	0.293	Mill Order	3 x .100 (w/radius)	1.380
19-63-115	.750 x 1/8	0.374	19-63-235	3 x .125	1.726
19-63-116	.750 x 1/8 (.062 radius)	0.374	19-61-535(NC/MO)	3 x .125 x 20' (w/radius/6061-T6)	1.670
19-63-130	1 x .062	0.278	19-63-237 (FL)	3 x .125 (w/.125 radius)	1.709
19-63-131	1 x .062 (w/radius)	0.268	52-61-749	3 x .188 x 18' (w/radius/6061-T6)	2.502
19-63-136(NC/MO)	1 x .075 (w/radius)	0.317	19-61-340	3 x .250 (6061-T6)	3.300
19-63-341	1 x .093	0.405	51-63-897	3 x .250 x 18' 3" (w/radius)	3.204
19-63-345	1 x .093 (w/radius)	0.392	52-63-8441	3 x .250 x 25' (w/radius/6063-T6)	3.204
19-63-140	1 x .125	0.524	52-61-750	3 x .250 x 18' (w/radius/6061-T6)	3.204
19-61-140	1 x .125 (6061-T6)	0.524	19-63-245	4 x .125	2.324
19-63-141	1 x .125 (w/radius)	0.509	56-63-003 (FL)	4 x .125 x 24' 6"	2.374
25-BD-310	1 x .125 x 20'	0.509	(w/radius 204R1 Anodized)		
	Polished BDA (w/radius)		56-63-010 (FL)	4 x .150 x 22'	2.772
19-63-153	1.250 x .062	0.353	(w/radius 204R1 Anodized)		
19-63-150	1.250 x .093	0.516	19-61-250	4 x .250 (6061-T6)	4.500
19-61-150	1.250 x .093 (6061-T6)	0.516	Mill Order	4.500 x .093 (w/radius)	1.954
19-63-155	1.250 x .125	0.675	19-63-255	5 x .125	2.925
19-63-157	1.250 x .125 x 20' (w/radius)	0.643	19-61-258 (FL)	5 x .250 (6061-T6)	5.700
19-63-160	1.500 x .062	0.430	Mill Order	5.500 x .204 (w/radius)	5.173
19-63-161 (FL)	1.500 x .062 (w/ .093 radius)	0.420	19-63-260	6 x .125	3.525
19-63-161 (TX)	1.500 x .062 (w/ .125 radius)	0.416	Mill Order	6 x .125 (w/radius)	3.525
19-63-165	1.500 x .093	0.632	Mill Order	6 x .180 (w/radius)	5.076
19-63-170	1.500 x .125	0.824	Mill Order	6 x .188 (w/radius)	5.245
19-61-170	1.500 x .125 (6061-T6)	0.824	19-61-260 (FL)	6 x .250	6.900
19-63-172 (FL)	1.500 x .125 (w/.125 radius)	0.809	Mill Order	6 x .500	12.936
52-61-1045	1.500 x .250 x 18'	1.461	Mill Order	6.750 x .188	5.804
	(w/radius/6061-T6)		19-63-262	7 x .156 (6063-T6)	5.120
19-63-180	1.750 x .093	0.732	19-63-265	8 x .188	7.050
19-61-180	1.750 x .093 (6061-T6)	0.732	Mill Order	8 x .375 (w/radius)	13.726
19-63-185	1.750 x .125	0.975	Mill Order	8 x .500 (w/radius)	17.650
19-63-192 (FL)	2 x .062 x 24'	0.604			
19-63-191	2 x .062 x 26'	0.604			
19-61-206 (FL)	2 x .093 X 24' (6005 T5)	0.851			
19-61-205	2 x .093 x 26' (6005-T5)	0.851			
19-63-209 (FL)	2 x .125 (w/.125 radius)	1.109			
19-63-210	2 x .125	1.126			
25-BD-315	2 x .125 x 20'	1.126			
	Polished BDA (w/radius)				
19-61-210	2 x .125 x 22' 6" (6061-T6)	1.126			
52-61-936 (FL)	2 x .125 (6061-T6)	1.126			

Standards 17



EMS FL

1-800-432-2204

(561) 588-4780 - fax

EMS NC

1-800-343-8154

(704) 391-2267 - fax

EMS TX

1-800-996-6061

(281) 656-2297 - fax

EMS MO

1-888-822-6061

(314) 344-3349 - fax

Eastern Metal Supply

Quality Shapes In Aluminum

Additional Locations: West Palm Beach & Lakeland, FL and Newark, DE

website: www.easternmetal.com

e-mail: info@easternmetal.com

version: 10/16/09