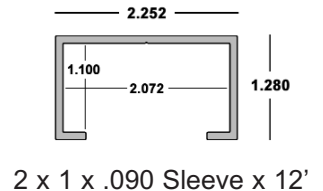
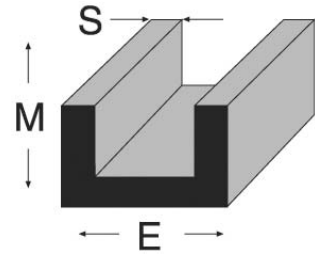


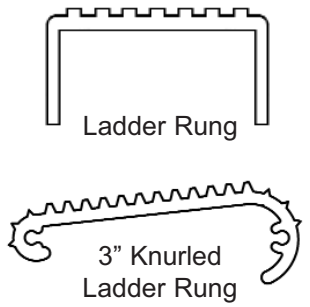
Architectural Aluminum Channel - 6063-T5 x 20'

<u>Stock Code</u>	<u>Size in Inches (E x M x S)</u>	<u>Approx. Wt/Lin ft.</u>
Mill Order	1/2 x 3/8 x 1/8	0.150
13-63-200	1/2 x 1/2 x .093	0.148
13-63-205	1/2 x 3/4 x 1/8	0.263
Mill Order	3/4 x 3/8 x 1/8	0.187
13-63-209	3/4 x 1/2 x 1/8	0.226
13-63-211	3/4 x 3/4 x 1/8	0.300
13-63-215	1 x 1/2 x 1/8	0.263
13-63-220	1 x 1 x 1/8	0.431
13-63-225	1-1/4 x 1/2 x 1/8	0.300
13-63-226	1-1/4 x 3/4 x 1/8	0.376
Mill Order	1-1/4 x 1 x 1/8	0.431
13-63-230	1-1/4 x 1-1/4 x 1/8	0.526
13-63-235	1-1/2 x 1/2 x 1/8	0.337
13-63-236	1-1/2 x 3/4 x 1/8	0.413
13-63-255	1-1/2 x 1 x 1/8	0.487
13-63-237	1-1/2 x 1-1/2 x 1/8	0.637
13-63-250	1-3/4 x 3/4 x 1/8	0.450
13-63-306	1-3/4 x 1 x 1/8	0.524
13-63-261	2 x 7/16 x .093 (25' 2")	0.294
13-63-260	2 x 1/2 x 1/8	0.413
13-63-262	2 x 3/4 x .125/.093 (23' 10")	0.440
52-63-4808	2 x 1 x .090 Sleeve x 12'	0.562 (FL)
13-63-265	2 x 1 x 1/8	0.564
13-63-272	2 x 2 x 1/8	0.861
13-63-270	2-1/4 x 7/8 x 1/8	0.563
Mill Order	2-1/2 x 1-1/2 x 1/8	0.787
Mill Order	3 x 1/2 x 1/8	0.563
13-63-285	3 x 1 x 1/8	0.713
13-61-517	3 x 2-1/4 x 1/4 (6061-T6)	2.100 (FL)
13-61-518	3-1/2 x 3 x 1/4 (6061-T6)	2.249 (FL)
13-63-273	4 x 1 x .105/.080 (w/radius)	0.613



Ladder Rung Channel

40-05-100	2 x 1 Ladder Rung	0.622
40-05-105K	2 x 1 Ladder Rung (Knurled)	0.622
25-BD-226	3" Knurled Ladder Rung x 12' (Accepts #10 Screw)	0.881
DVLDR	Black Dive Ladder End Caps	



Standards 13



Eastern Metal Supply
Quality Shapes In Aluminum

EMS FL
1-800-432-2204
(561) 588-4780 - fax

EMS NC
1-800-343-8154
(704) 391-2267 - fax

EMS TX
1-800-996-6061
(281) 656-2297 - fax

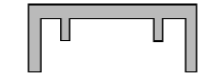
EMS MO
1-888-822-6061
(314) 344-3349 - fax

Additional Locations: West Palm Beach & Lakeland, FL and Newark, DE

website: www.easternmetal.com **e-mail:** info@easternmetal.com **version:** 03/06/08

Railing Channel *(with welding legs)* 6063-T5

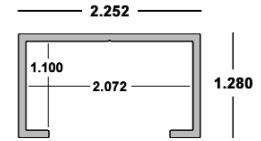
<u>Stock Code</u>	<u>Size in Inches</u>	<u>Approx. Wt/Lin ft.</u>
13-63-300	1-1/2 x 1 x .093/.056 x 25' (receives 3/4" picket)	0.322
13-63-305	1-1/2 x 12' Channel Cover Plate	0.169
13-63-264	1-3/4 x 3/4 x .093/.062 x 24' (receives 3/4" picket)	0.330
Mill Order	1-3/4 Channel Cover Plate	0.168
13-63-261	2 x 7/16 x .093 x 25' 2" (no legs)	0.294
13-63-262	2 x 3/4 x .125/.093 x 23' 10" (no legs)	0.440
13-63-267	2 x 1 x .090/.056 x 25' (receives 1" picket)	0.395 (FL)
13-63-266	2 x 1 x .093/.056 x 25' (receives 3/4" picket)	0.395
13-63-227	2 x 16' Channel Cover Plate	0.166
52-63-4808	2 x 1 x .090 Sleeve x 12'	0.562 (FL)



Railing Channel w/ Welding Legs



Cover Plate

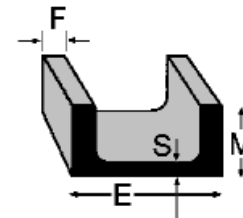


2 x 1 x .090 Sleeve

Structural Aluminum Channel

6061-T6 x 25' Aluminum Association

<u>Approx. Stock Code</u>	<u>Size in Inches (E x M x S / F)</u>	<u>Wt/Lin ft.</u>
13-61-500	2 x 1 x .130 / .130	0.577
13-61-503	2 x 1-1/4 x .170 / .260 (20')	1.071 (FL)
13-61-505	2 x 1-1/4 x .170 / .260	1.071
13-61-510	3 x 1-1/2 x .130 / .200	1.135
13-61-515	3 x 1-3/4 x .170 / .260	1.597
13-61-520	4 x 2 x .150 / .230	1.738
13-61-525	4 x 2-1/4 x .190 / .290	2.331
13-61-530	5 x 2-1/4 x .150 / .260	2.212
13-61-535	5 x 2-3/4 x .190 / .320	3.089
13-61-540	6 x 2-1/2 x .170 / .290	2.834
13-61-545	6 x 3-1/4 x .210 / .350	4.030
13-61-575	7 x 2-3/4 x .170 / .290	3.205
52-61-593	7 x 3-1/2 x .210 / .300	4.715
13-61-560	8 x 3 x .190 / .350	4.147
13-61-561	8 x 3-3/4 x .250 / .410 (15')	5.787 (FL)
13-61-562	8 x 3-3/4 x .250 / .410 (32')	5.787 (FL)
Mill Order	9 x 3-1/4 x .230 / .350	4.983
Mill Order	9 x 4 x .240 / .440	6.970
Mill Order	10 x 3-1/2 x .250 / .410	6.136
Mill Order	10 x 4-1/4 x .310 / .500	8.360
Mill Order	12 x 4 x .290 / .470	8.274
Mill Order	12 x 5 x .350 / .620	11.822



Mill Order Items: Not in Stock - Custom Sizes & Lengths Available - Minimum Order Required

Standards 14



Eastern Metal Supply

Quality Shapes In Aluminum

EMS FL

1-800-432-2204

(561) 588-4780 - fax

EMS NC

1-800-343-8154

(704) 391-2267 - fax

EMS TX

1-800-996-6061

(281) 656-2297 - fax

EMS MO

1-888-822-6061

(314) 344-3349 - fax

Additional Locations: West Palm Beach & Lakeland, FL and Newark, DE

website: www.easternmetal.com

e-mail: info@easternmetal.com

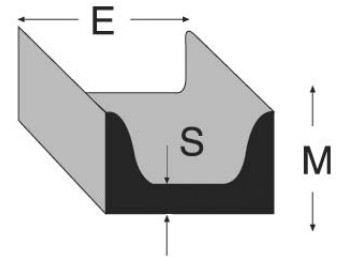
version: 03/26/08

Structural Aluminum Channel

6061-T6 x 25'

American Standard

<u>Stock Code</u>	<u>Size in Inches (E x M x S)</u>	<u>Approx. Wt/Lin ft.</u>
13-61-200	3 x 1.41 x .170	1.417
13-61-205	3 x 1.498 x .258	1.729
13-61-210	3 x 1.596 x .356	2.074
13-61-215	4 x 1.58 x .180	1.846
Mill Order	4 x 1.647 x .247	2.161
Mill Order	4 x 1.72 x .320	2.504
13-61-230	5 x 1.75 x .190	2.316
13-61-235	5 x 1.885 x .325	3.108
Mill Order	5 x 2.032 x .472	3.975
13-61-245	6 x 1.920 x .200	2.826
Mill Order	6 x 1.945 x .225	3.002
52-61-1080	6 x 2.034 x .314	3.631
Mill Order	6 x 2.157 x .437	4.498
Mill Order	7 x 2.110 x .230	3.541
Mill Order	7 x 2.194 x .314	4.232
13-61-275	8 x 2.29 x .250	4.252
Mill Order	8 x 2.343 x .303	4.951
Mill Order	8 x 2.435 x .395	5.617
13-61-290	8 x 2.527 x .487	6.484
Mill Order	9 x 2.43 x .230	4.604
Mill Order	9 x 2.648 x .448	6.911
13-61-310	10 x 2.6 x .240	5.278
Mill Order	10 x 2.739 x .379	6.915
13-61-320	10 x 2.886 x .526	8.641
13-61-325	12 x 2.960 x .300	7.415
Mill Order	12 x 3.047 x .387	8.644
Mill Order	12 x 3.17 x .510	10.374
Mill Order	15 x 3.40 x .400	11.708



Mill Order Items: Not in Stock - Custom Sizes & Lengths Available - Minimum Order Required

Standards 15



Eastern Metal Supply

Quality Shapes In Aluminum

EMS FL

1-800-432-2204

(561) 588-4780 - fax

EMS NC

1-800-343-8154

(704) 391-2267 - fax

EMS TX

1-800-996-6061

(281) 656-2297 - fax

EMS MO

1-888-822-6061

(314) 344-3349 - fax

Additional Locations: West Palm Beach & Lakeland, FL and Newark, DE

website: www.easternmetal.com

e-mail: info@easternmetal.com

version: 06/15/06