

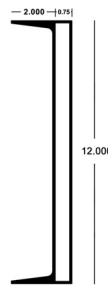


Industrial Channel Fascia

Features & Benefits:

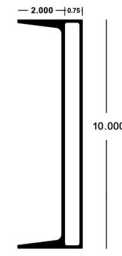
- Can be mechanically fastened to the front of any gutter to give the canopy an Industrial Channel Fascia look
- Approximately 2 pounds per foot lighter than a traditional 12" structural channel often used in this application
- Adaptable to be used on any size gutter
- Fasteners attach through the double wall in the back. No visible fasteners on the exposed canopy fascia
- No welding required to attach fascia to gutter
- No seams on the front of the canopy fascia

12" Industrial Channel Fascia x 24'
52-63-14284 Mill Finish



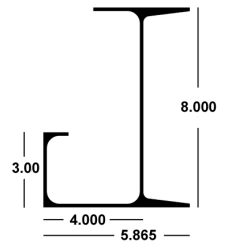
Mates with
 4 x 6, 4 x 8,
 4 x 10, 4 x 12
 EMS Gutter
 Fascias.

10" Industrial Channel Fascia
Channel Fascia
 MILL ORDER **52-63-14715**



Mates with
 4 x 6, 4 x 8,
 4 x 10, 4 x 12
 EMS Gutter
 Fascias.

Gutter Fascia Channel x 24' 1"
56-63-047 Mill Finish
 4 x 8 x 3 x .135



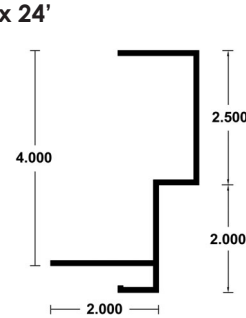
Fascia/Gutter Extender

Features & Benefits:

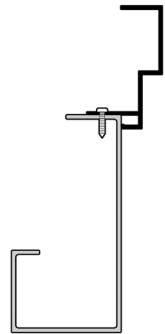
- Unique design creates three-dimensional depth
- Easily increase the height of your fascia for more prominent curb appeal
- Fast and simple to assemble
- Immediate shipment from stock

Gutter/Fascia Extender x 24'

56-63-041 Mill Finish
 Mates with all EMS Gutter
 Fascias

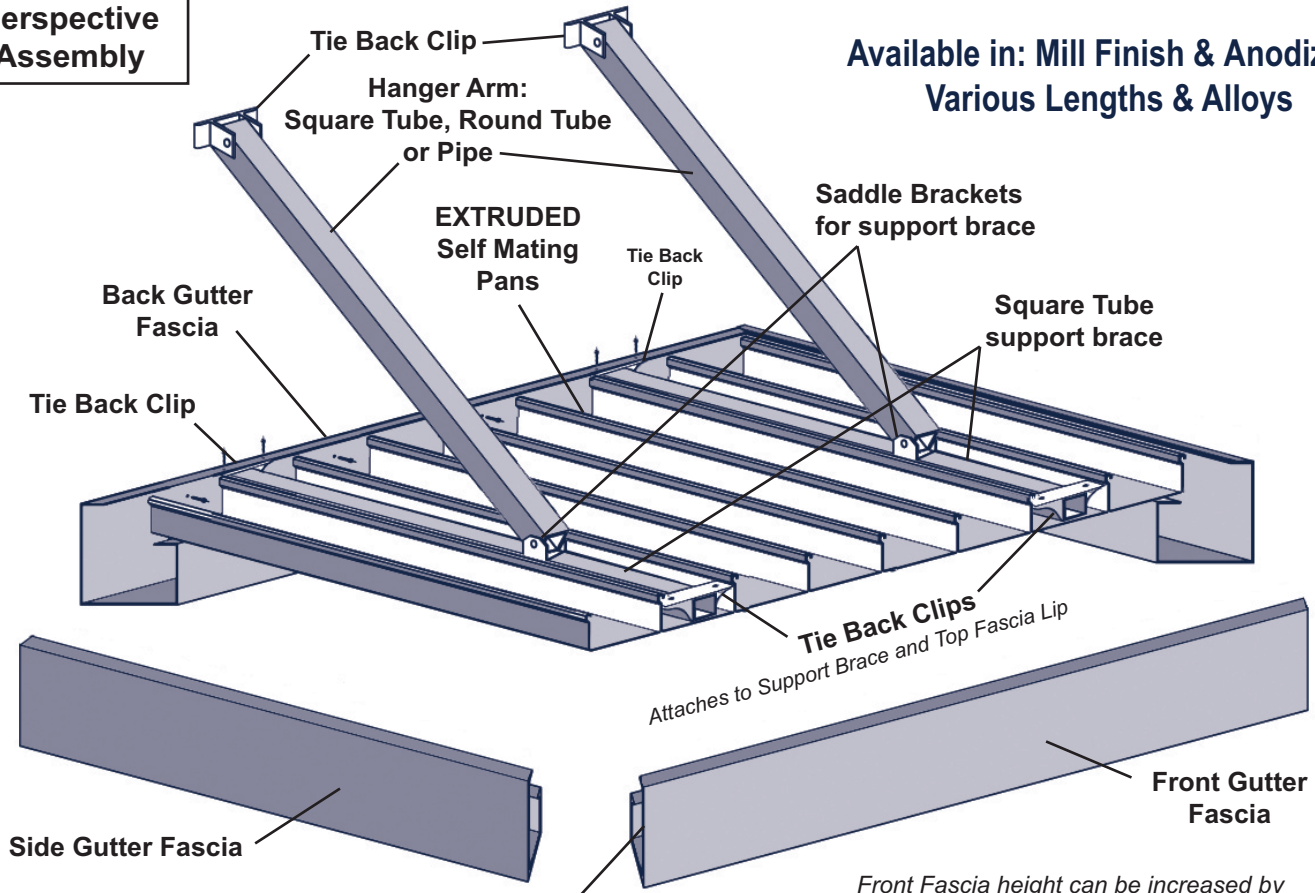


Attachment Detail:
 Fasteners attach the
 Extender to the top of the
 Gutter Fascia making it not
 visible to the front of the
 canopy (at right)



ARCHITECTURAL CANOPIES

Perspective Assembly

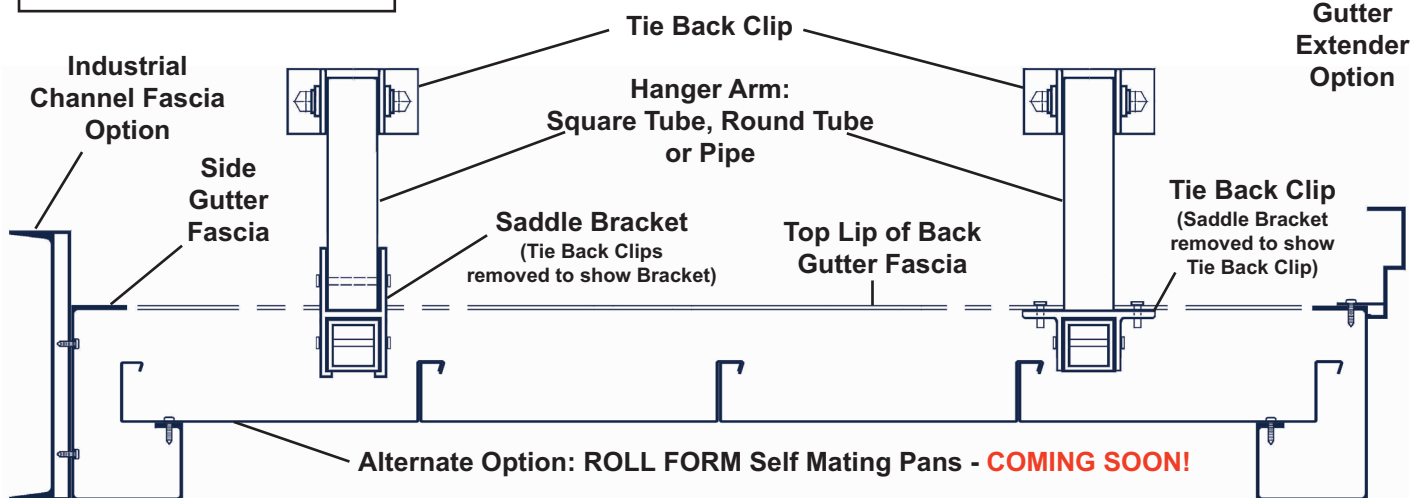


Available in: Mill Finish & Anodized;
Various Lengths & Alloys

Multiple drainage options available via Gutter Fascia

Front Fascia height can be increased by attaching 2 x 4 angle to the top fascia lip.

Front View Assembly



Front Gutter Fascia removed to display interior components of canopy

ENGINEERING AVAILABLE: www.easternmetal.com/engineering.html