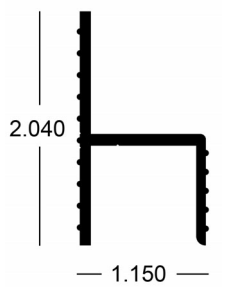
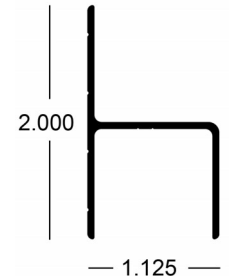
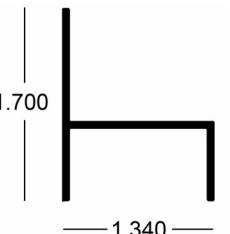
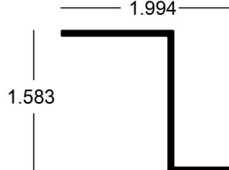
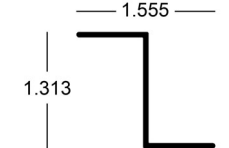
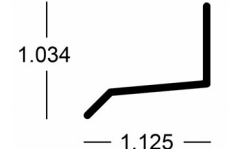
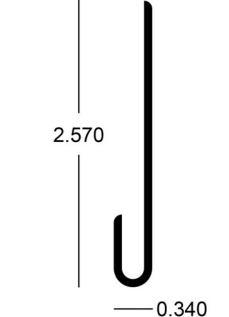
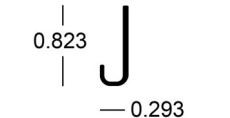
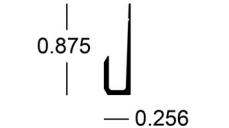
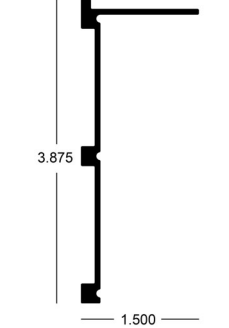
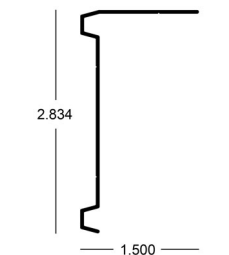
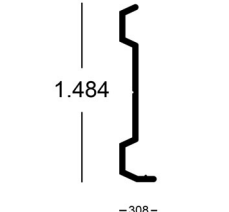
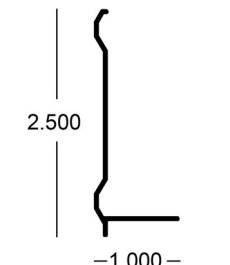
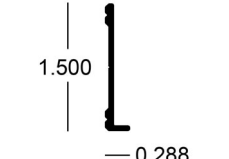


Extrusions for Cargo Trailer & Food Truck Industries

INTERIOR "h's" and "z's" for DOOR FRAMES & TRIMS


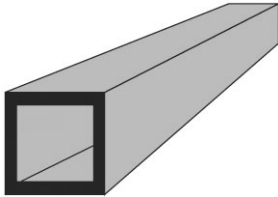
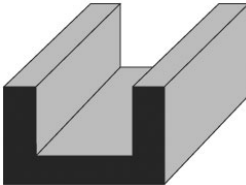
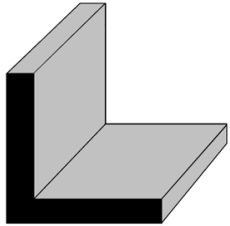
<p>"H" Door Trim x 20' 17617-002 (TX) 6063-T5 Mill Finish</p> 	<p>"H" Door Frame x 20' MILL ORDER 17617-005 (TX) 6063-T5 Mill Finish</p> 	<p>"H" Trim x 16' 35-63-110 (TX) 6063-T5 Mill Finish</p> 	<p>"Z" Door Frame x 20' 12-63-210 (TX) 6063-T6 Mill Finish</p> 	<p>"Z" Rail x 16' 12-63-208 (TX) 6063-T6 Mill Finish</p> 
---	--	---	--	---

EXTERIOR RAILS

<p>Drip Rail x 16' 35-63-100 (TX) 6063-T5 Mill Finish</p> 	<p>"J" Rail x 16' 35-63-105 (TX) 6063-T5 Mill Finish</p> 	<p>"J" Rail x 20' 21664-001 (TX) 6063-T5 Mill Finish</p> 	<p>"J" Rail x 16' 35-63-125 (TX) 6063-T52 Mill Finish</p> 	<p>3.875 Top Rail x 24' MILL ORDER 17617-003 (TX) 6063-T5 Mill Finish</p> 
<p>Top/Bottom Trim x 20' 17617-001 (TX) 6063-T6 Mill Finish</p> 	<p>Bottom Trim x 8' 17617-004 (TX) 6063-T6 Mill Finish</p> 	<p>2.5" Rub Rail x 16' 35-63-120 (TX) 6063-T5 Mill Finish</p> 	<p>1.5" Rub Rail x 16' 35-63-115 (TX) 6063-T5 Mill Finish</p> 	

Extrusions for Cargo Trailer & Food Truck Industries

MISCELLANEOUS STANDARDS

Rectangular Tube x 24' w/ Radius Corners Mill Finish	Square Tube x 24' Mill Finish	Architectural Channel x 16' Mill Finish	Architectural Angle x 20' Mill Finish
20-63-226 1" x 2" x .125" 6063-T52	19-63-130 1" x .125" 6063-T52	13-63-222 1.125" x 1" x .062" 6063-T5	11-63-267 1.5" x 1" x .062" 6063-T5
52-63-8803 1" x 3" x .062" 6063-T6			11-63-265 1.5" x 1" x .054" 6063-T52
20-63-218 1" x 1.5" x .059" 6063-T52			11-63-203 0.75" x 0.75" x .045" 6063-T52
			

Painted Sheet

<u>Code</u>	<u>Size (Inches)</u>	<u>Color</u>
50-WH-108P (TX)	.040 x 48 x 96	White
50-03-105 (TX)	.040 x 48 x 120	White
50-BW-105P (TX)	.040 x 48 x 120	Bronze/White
50-RWH-105 (TX)	.040 x 48 x 120	Red/White
50-GBW-105P (TX)	.040 x 48 x 120	Gloss Black/White

Tread Brite

50-03-520 (TX)	.063 x 48 x 96
50-03-521 (TX)	.063 x 48 x 120



Eastern Metal Supply
Quality Shapes In Aluminum

EMS FL
1-800-432-2204
(561) 588-4780 - fax

EMS NC/DE/GA
1-800-343-8154
(704) 391-2267 - fax

EMS TX/AR
1-800-996-6061
(281) 656-2297 - fax

EMS MO/OH
1-888-822-6061
(314) 344-3349 - fax

[website: www.EasternMetal.com](http://www.EasternMetal.com) [e-mail: info@EasternMetal.com](mailto:info@EasternMetal.com) **Cargo 09/09/19**