

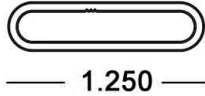
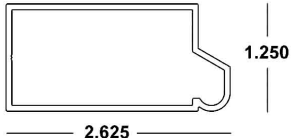
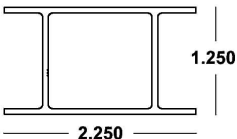
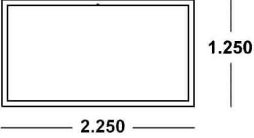
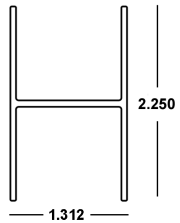
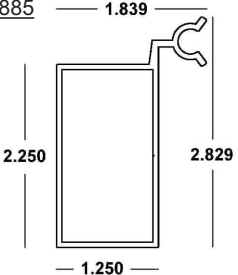
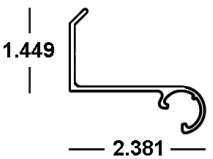
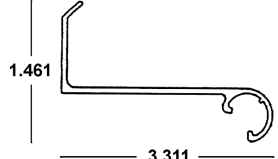



# HV LOW PROFILE DECORATIVE BAHAMA/COLONIAL WELDED SYSTEM\*

\*Currently available for decorative applications

<p><b>2" Bahama/Colonial Hollow Blade x 16'</b> Uses #14 screw Mill Finish 80-MF-013</p> 	<p><b>2" Bahama Decorative Blade x 16'</b> Non-Impact Mill Finish 41-63-830</p> 	<p><b>1.25 HV Low Profile Blade x 12'</b> 41-63-834 Mill Finish <i>*Special Mill Order Frame Required - Call your Sales Representative for Coverage Chart</i></p> 	
<p><b>Self Mating Colonial Inside Frame x 20' 3"</b> <b>Welded System</b> 41-63-880 UNPUNCHED 41-63-880R PUNCHED Right 41-63-880L PUNCHED Left</p> 	<p><b>Center Mullion x 12'</b> <b>Welded System</b> 41-63-888 UNPUNCHED 41-63-888P PUNCHED</p> 	<p><b>Side &amp; Bottom Frame x 20'</b> <b>Welded System</b> 41-63-883 UNPUNCHED 41-63-883R PUNCHED Right 41-63-883L PUNCHED Left <i>Can also be used as a top frame in Colonial applications</i></p> 	<p><b>HV LOW PROFILE COLONIAL HORIZONTAL RAIL x 16' 2"</b> 41-63-862 Mill Finish <i>Horizontal Rail for Colonials</i></p> 
<p><b>Bahama Top Frame with Hinge x 20'</b> <b>Welded System</b> 41-63-885</p> 	<p><b>BAHAMA FEMALE HINGE x 20'</b> 41-63-803 Mill Finish 6 pcs</p> 	<p><b>1" BUILD-OUT BAHAMA FEMALE HINGE x 20'</b> 41-63-804 Mill Finish 6 pcs</p> 	<p><b>BAHAMA FEMALE FLAT HINGE x 20'</b> 41-63-805 Mill Finish 6 pcs</p> 

## WELDED Low Profile Bahama Colonial coverage chart

Additional heights available upon request. Blades continue inside top & bottom channel.

For Hinges & Components see Hurricane pp 53-54

visible blades	total blades	finished height"	visible blades	total blades	finished height"	visible blades	total blades	finished height"
11		24-7/16	21		42-9/16	31		60-11/16
12		26-1/4	22		44-3/8	32		62-1/2
13		28-1/16	23		46-3/16	33		64-5/16
14		29-7/8	24		48	34		66-1/8
15		31-11/16	25		49-13/16	35		67-15/16
16		33-1/2	26		51-5/8	36		69-3/4
17		35-5/16	27		53-7/16	37		71-9/16
18		37-1/8	28		55-1/4	38		73-3/8
19		38-15/16	29		57-1/16	39		75-3/16
20		40-3/4	30		58-7/8	40		77



**EASTERN METAL SUPPLY**  
FL: 800-432-2204 • NC/DE/GA: 800-343-8154 • TX/LA: 800-996-6061 • MO/OH/IN: 888-822-6061

**HURRICANE 51**  
10/16/19

[www.easternmetal.com](http://www.easternmetal.com)



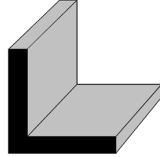
# BAHAMA/COLONIAL COMPONENTS

Used in a variety of Bahama/Colonial Systems

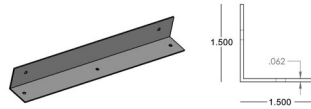
**Piano Hinge x 6'**  
**41-63-871**  
 2" open width  
 .062" thick; 1/8" pin  
 Mill Finish; without holes  
**For use with**  
**Decorative Colonials**



**Corner Key/Tie Down**  
 Mill Finish Angle  
 2 x 2 x 1/8 x 20'  
 11-63-315  
 2 x 2 x 3/16 x 20'  
 11-63-320




**Fixed Low Pro Colonial Mounting Bracket**  
 1.5 x 1.5 x .062 Angle  
 Pre-Drilled 3/16" Holes  
7058 x 4"  
7053 x 10"  
7055 x 14"



**Low Pro Hold Back Clip**  
**LP-HOLDBACK**  
 (1 of each: LP-003 & LP-004)  
 Boxed in pairs of 100



**Telescoping Serrated Tube x 20'** Mill Finish  
 52-63-537 .875" 26 pcs  
 51-63-381 1.000" 32 pcs



**1" SLIP COLLAR WITH THUMB SCREW**

*Accepts 1" Serrated Tube for Telescoping Arms*  
 7000 (FL/TX) Mill Finish x 9/16"  
7000WH White x 9/16"  
7000BK Black x 9/16"  
7000MB Bronze x 9/16"  
 MILL ORDER ~~52-63-2484~~ MF x 20'  
 52-00-139 (TX) Mill Finish x 9/16" (No Thumbscrew)  
 41014 (TX) 1/4-20 x 3/4 Thumbscrew (mates with 52-00-139)  
 41021 (TX) 1/4-20 x 1 Thumbscrew (mates with 52-00-139)



**CAMEL BACK CLIP WITH PIN**

7001 Mill Finish  
7001WH White  
7001BK Black  
7001MB Bronze



**HV™ Bahama Telescoping Arm Kit**

*Kit includes 2 Tubes, Slip Collar, Camel Back, Cap and U-Clip.*  
*(Approximate Max Extended Length shown in parenthesis)*

Code	Arm Size (Extended) Finish	Code	Arm Size (Extended) Finish
7002K	12" (23") MF	<u>7017K</u>	30" (59") MF
<u>7002KWH</u>	12" (23") White	<u>7017KWH</u>	30" (59") White
<u>7002KBK</u>	12" (23") Black	<u>7017KBK</u>	30" (59") Black
<u>7002KMB</u>	12" (23") Bronze	<u>7017KMB</u>	30" (59") Bronze
7003K	18" (35") MF	<u>7018K</u>	36" (71") MF
<u>7003KWH</u>	18" (35") White	<u>7018KWH</u>	36" (71") White
<u>7003KBK</u>	18" (35") Black	<u>7018KBK</u>	36" (71") Black
<u>7003KMB</u>	18" (35") Bronze	<u>7018KMB</u>	36" (71") Bronze
7004K	24" (47") MF		
<u>7004KWH</u>	24" (47") White		
<u>7004KBK</u> (FL/TX)	24" (47") Black		
<u>7004KMB</u>	24" (47") Bronze		

