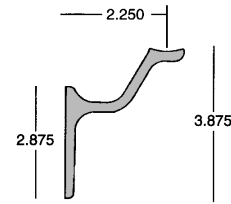


SCH 40 Aluminum Pipe - 6063-T52 x 20'

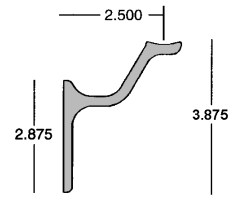
Stock Code	Size in Inches		Approx. Wt/Lin ft.
	(Size)	OD x ID x Wall	
18-63-200	1/8	.405 x .269 x .068 (12')	0.085
18-63-205	1/4	.540 x .364 x .083 (12')	0.147
18-63-210	3/8	.675 x .493 x .091	0.196
18-63-215	1/2	.840 x .622 x .109	0.294
18-63-220	3/4	1.050 x .824 x .113	0.391
18-63-221	3/4	1.050 x .824 x .113 (23')	0.391
18-63-225	1	1.315 x 1.049 x .133	0.581
18-63-226	1	1.315 x 1.049 x .133 (23')	0.581
18-63-230	1-1/4	1.660 x 1.380 x .140	0.786
18-63-233	1-1/4	1.660 x 1.380 x .140 (23')	0.786
18-63-232	1-1/4	1.660 x 1.380 x .140 (24')	0.786
18-63-235	1-1/2	1.900 x 1.610 x .145	0.940
18-63-236	1-1/2	1.900 x 1.610 x .145 (23')	0.940
18-63-240	2	2-3/8 x 2.067 x .154	1.264
18-63-241	2	2-3/8 x 2.067 x .154 (23')	1.264
18-63-245	2-1/2	2-7/8 x 2.469 x .203	2.004
18-63-250	3	3-1/2 x 3.068 x .216	2.621
18-63-255	3-1/2	4 x 3.548 x .226	3.151



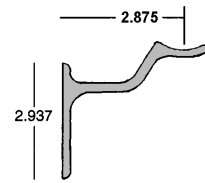
2.25" x 3.875" Centerline Projected Pipe Bracket x 16'
31-63-135 163 wt/ft: 1.940



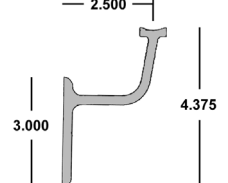
2.50" x 3.875" Centerline Projected Pipe Bracket x 16'
31-63-120 162 wt/ft: 2.012



2.875" x 3.50" Centerline Projected Pipe Bracket x 16'
31-63-105 160 wt/ft: 1.853



2.50" x 4.375" Centerline Projected Pipe Bracket x 16'
31-63-140 164 wt/ft: 2.154



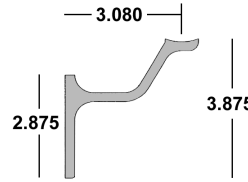
SCH 40 Aluminum Pipe - T4 Temper

MILL ORDER 40-63-603	1-1/4	1.660 x 1.380 x .140 (10')	0.786
18-63-231	1-1/4	1.660 x 1.380 x .140 (24')	0.786
18-T4-500	1-1/2	1.900 x 1.610 x .145 (24')	0.940

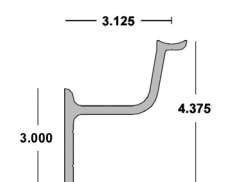
SCH 40 Aluminum Pipe - 6061-T6 x 20'

18-61-215	1/2	.840 x .622 x .109	0.294
18-61-220	3/4	1.050 x .824 x .113	0.391
18-61-222	3/4	1.050 x .824 x .113 (24')	0.391
18-61-225	1	1.315 x 1.049 x .133	0.581
18-61-230	1-1/4	1.660 x 1.380 x .140	0.786
18-61-235	1-1/2	1.900 x 1.610 x .145	0.940
18-61-240	2	2-3/8 x 2.067 x .154	1.264
18-61-241	2	2-3/8 x 2.067 x .154 (24')	1.264
18-61-243	2	2-3/8 x 2.067 x .154 (30')	1.264
18-61-245 (NC/DE)	2-1/2	2-7/8 x 2.469 x .203	2.004
18-61-246	2-1/2	2-7/8 x 2.469 x .203 (22')	2.004
18-61-250	3	3-1/2 x 3.068 x .216	2.621
18-61-255	3-1/2	4 x 3.548 x .226	3.151
18-61-260	4	4-1/2 x 4.026 x .237	3.733
18-61-265	5	5.563 x 5.047 x .258	5.057
18-61-270	6	6-5/8 x 6.065 x .280	6.564
18-61-280	8	8-5/8 x 7.981 x .322	9.878
18-61-290	10	10-3/4 x 10.020 x .365	14.288
18-61-295	12	12-3/4 x 11.938 x .406	18.893

3.080" x 3.875" Centerline Projected Pipe Bracket x 16'
31-61-145 165 wt/ft: 2.1815



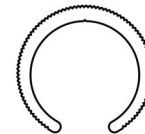
3.125" x 4.375" Centerline Projected Pipe Bracket x 12'
31-61-150 wt/ft: 2.264
Meets NFPA 101 Life Safety Code



SCH 80 Aluminum Pipe - 6063-T52 x 20'

MILL ORDER 26-63-201 (TX)	1	1.315 x .957 x .179 (T5)	0.751
26-63-105	1-1/4	1.660 x 1.278 x .191	1.037
26-63-100	1-1/2	1.900 x 1-1/2 x .200	1.256
26-63-200	2	2-3/8 x 1.939 x .218	1.737
MILL ORDER	3	3-1/2 x 2.900 x .300	3.547
MILL ORDER 52-63-8819	4	4-1/2 x 3.826 x .337	5.183


Pipe Inserts for SCH 40 Pipe
18-63-259
for 1-1/4 SCH 40 x 10' 0.492
18-63-260
1-1/2 SCH 40 x 10' 0.582
52-61-3454
for 2 SCH 40 x 20' (6061) 0.698



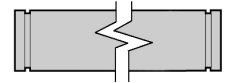
Elbows
21-63-230
1-1/4" SCH 40 Elbow
21-63-235
1-1/2" SCH 40 Elbow



Pipe Inserts for SCH 40 Pipe
51-00-051 1-3/8
Serrated Tube x 20' 0.408
(insert for 1-1/4 pipe)




Grooved End Pipe
Available by Mill Order
2" SCH 40 - 10" SCH 40
Accepts Victaulic® Couplings
www.victaulic.com



SCH 80 Aluminum Pipe - 6061-T6 x 20'

Stock Code	Size in Inches			Approx. Wt/Lin ft
	(Size)	OD x ID x Wall		
<u>26-61-025</u>	1/4	0.540 x .287 x .119 (x 12')	0.182	
26-61-200	1	1.315 x .957 x .179	0.751	
26-61-205	1-1/4	1.660 x 1.278 x .191	1.037	
26-61-210	1-1/2	1.900 x 1-1/2 x .200	1.256	
26-61-215	2	2-3/8 x 1.939 x .218	1.737	
<u>26-61-215S</u>	2	2-3/8 x 1.910 x .233	1.878	
26-61-220	2-1/2	2-7/8 x 2.323 x .276	2.705	
26-61-225	3	3-1/2 x 2.900 x .300	3.547	
26-61-230	3-1/2	4.000 x 3.364 x .318	4.414	
26-61-235	4	4-1/2 x 3.826 x .337	5.288	
<u>52-61-2343</u>	5	5.563 x 4.813 x 3/8 (T6)	7.188	
<u>26-61-250</u>	6	6-5/8 x 5.761 x .432 (T6)	9.884	
<u>26-61-255</u>	8	8-5/8 x 7.625 x 1/2	15.010	



SCH 10 Aluminum Pipe - 6063-T52 x 20'

MILL ORDER 32-63-200 (NC)	1	1.315 x 1.097 x .109 (T6)	0.486
<u>32-63-204</u>	1-1/4	1.660 x 1.442 x .109	0.625
32-63-205	1-1/2	1.900 x 1.682 x .109	0.721
<u>32-63-205S</u>	1-1/2	1.902 x 1.702 x .100 (Special ID)	0.679
MILL ORDER 52-63-10742	2	2-3/8 x 2.157 x .109 (T5)	0.913
<u>DOT-61-170</u> (6061-T6)	2-1/2	2-7/8 x 2.635 x .120 x 24' (6061-T6)	1.221
MILL ORDER 32-63-220 (NC)	3	3-1/2 x 3.260 x .120 (T6)	1.498
MILL ORDER	4	4-1/2 x 4.260 x .120	1.942
MILL ORDER 32-63-311 (NC)	5	5.563 x 5.295 x .134	2.686
MILL ORDER	6	6-5/8 x 6.357 x .134	3.214

6463 High Quality Marine Pipe

(Boxed and Poly-Sleeved)

POLISHED Bright Dipped Anodized

SCH 40 Pipe x 23'

WESTERN (6463-T66)	BON-L (6463-T67)	Size in Inches	Pcs/Box (Lin Ft/Box)
Special Order	<u>25-BD-100</u>	1/2	16 (368')
<u>25-BDW-105A*</u>	<u>25-BD-105A*</u>	3/4	10 (230')
<u>25-BDW-110A*</u>	<u>25-BD-110A*</u>	1	6 (138')
<u>25-BDW-115</u>	<u>25-BD-115</u>	1-1/4	6 (138')
<u>25-BDW-120</u>	<u>25-BD-120</u>	1-1/2	5 (115')
<u>25-BDW-125</u>	<u>25-BD-125</u>	2	4 (92')
<u>25-BDW-130</u>	<u>25-BD-130</u>	2-1/2	2 (46')
<u>25-BDW-135</u>	Special Order	3	2 (46')

LITE BRUSHED Bright Dipped Anodized


SCH 40 Pipe x 23' (320 grit)

WESTERN (6463-T66)	BON-L (6463-T67)	Size in Inches	Pcs/Box (Lin Ft/Box)
Special Order	<u>25-BR-100</u>	1/2	16 (368')
<u>25-BRW-105B*</u>	<u>25-BR-105B*</u>	3/4	10 (230')
<u>25-BRW-110B*</u>	<u>25-BR-110B*</u>	1	6 (138')
<u>25-BRW-115</u>	<u>25-BR-115</u>	1-1/4	6 (138')
<u>25-BRW-120</u>	<u>25-BR-120</u>	1-1/2	5 (115')
<u>25-BRW-125</u>	<u>25-BR-125</u>	2	4 (92')
<u>25-BRW-130</u>	<u>25-BR-130</u>	2-1/2	2 (46')
<u>25-BRW-135</u>	Special Order	3	2 (46')


POLISHED Bright Dipped Anodized

SCH 80 Pipe x 23'

WESTERN (6463-T66)	BON-L (6463-T67)	Size in Inches	Pcs/Box (Lin Ft/Box)
Special Order	<u>26-BD-110</u>	1	6 (138')
<u>26-BDW-115</u>	Special Order	1-1/4	6 (138')
<u>26-BDW-120</u>	<u>26-BD-120</u>	1-1/2	5 (115')
<u>25-BD-125C</u>	<u>26-BD-125C</u>	2	4 (92')
<u>26-BDW-130</u>	Special Order	2-1/2	2 (46')



Polished and Bright Dipped



Lite Brushed and Bright Dipped

LITE BRUSHED Bright Dipped Anodized

SCH 80 Pipe x 23' (320 Grit)

WESTERN (6463-T66)	BON-L (6463-T67)	Size in Inches	Pcs/Box (Lin Ft/Box)
<u>26-BRW-115</u>	Special Order	1-1/4	6 (138')
<u>26-BRW-120</u>	Special Order	1-1/2	5 (115')
<u>26-BRW-215</u>	<u>26-BR-215</u>	2	4 (92')

* Designed for 3/4" and 1" Sleeve Together - Pipe Aligners Available: Marine p15

Grip Rail - NEW!

Description	POLISHED	MILL FINISH
12"	GR-12	GRM-12
14"	GR-14	GRM-14
18"	GR-18	GRM-18
24"	GR-24	GRM-24
36"	GR-36	GRM-36



Grip Rails

SCH 40 Aluminum Pipe End Caps

Mill Finish

APC-100-MF	1
APC-125-MF	1-1/4
APC-150-MF	1-1/2
APC-200-MF	2


Anodized

APC-750	3/4
APC-100	1
APC-125	1-1/4
APC-150	1-1/2
APC-200	2




SCH 40 Flat End Caps

FEC-100-MF 1" (Mill Finish)



SCH 40 Black Plastic End Caps

RN1DBK1	3/4"
RN1-1/4DBK1	1"
RN1625DBK1	1-1/4"



STANDARDS 24



Eastern Metal Supply www.easternmetal.com • info@easternmetal.com 01/19/21

FL: 800-432-2204 • NC/DE/GA: 800-343-8154 • TX/AR: 800-996-6061 • MO/OH: 888-822-6061