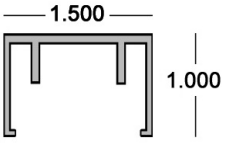
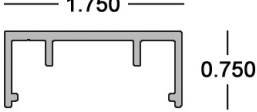
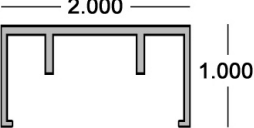
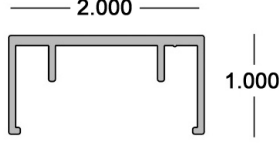

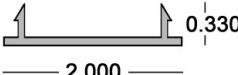
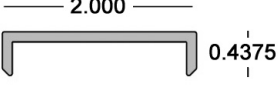
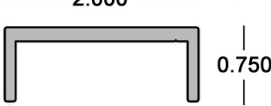
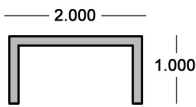
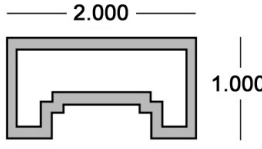
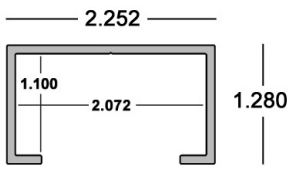
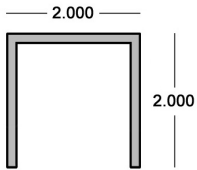





Railing Channel

<p>1.5 x 1 (.093/.056) Railing Channel x 25' 13-63-300 wt/ft: 0.332 6063-T5 Receives .750 picket; Mates with 13-63-305</p>  <p>Accepts Casting: Wall Mount HR-12A #68: 21-00-183</p>	<p>1.75 x .75 (.093/.062) Railing Channel x 24' 13-63-264 wt/ft: 0.330 6063-T5 Receives .750 picket;</p> 	<p>2 x 1 (.093/.056) Railing Channel x 25' 13-63-266 wt/ft: 0.395 6063-T5 Receives .750 picket; Mates with 13-63-227</p> 	<p>2 x 1 (.090/.056) Railing Channel x 25' 13-63-267 wt/ft: 0.395 6063-T5 Receives 1" picket; Mates with 13-63-227</p>  <p>Accepts Casting: Wall Mount #15: 21-00-190</p>
<p>1.5" Railing Channel Cover Plate x 20' 13-63-305 wt/ft: 0.146 6063-T5 Mates with 13-63-300</p> 	<p>2" Railing Channel Cover Plate x 16' 13-63-227 wt/ft: 0.175 6063-T5 Mates with 13-63-266 & 13-63-267</p> 	<p>2 x 7/16 x .093 Railing Channel x 25' 2" 13-63-261 wt/ft: 0.294 6063-T5 No Legs</p> 	<p>2 x .75 (.125/.093) Railing Channel x 23' 10" 13-63-262 wt/ft: 0.440 6063-T5 No Legs</p> 
<p>2 x 1 x .125 Channel 13-63-265 x 20' 13-63-274 x 24' wt/ft: 0.563 6063-T5</p> 	<p>2 x 1 Mid Rail Tube x 24' 52-63-11317 wt/ft: 0.858 6063-T52</p>  <p>Accepts Casting: Wall Mount #15: 21-00-190</p>	<p>2.252 x 1.280 Outside Sleeve x 12' 52-63-4808 wt/ft: 0.562 6063-T6 Sleeves 2 x 1 Channel and Rectangular Tube</p> 	<p>2 x 2 x .125 Channel x 20' 13-63-272 wt/ft: 0.861 6063-T5</p> 

Pre-Punched Arch Aluminum Railing Channel (Mill Finish 6063-T6)


Stock Code	Size in Inches	Picket	
13-63-26620P*	2 x 1 x .093/.056 x 20'	3/4"	 <p>3.75" spacing between holes inside edge to inside edge</p>
13-63-265P	2 x 1 x .125 x 20' (6063 T5)	3/4"	
13-63-26720P*	2 x 1 x .093/.056 x 20'	1"	 <p>3.75" spacing between holes inside edge to inside edge</p>
13-63-274PP	2 x 1 x .125 x 24'	1"	

*with welding legs **for pickets with radius corners





Stairwell Punched Channels (Mill Finish 6063-T6)

Stock Code	Size in Inches	Picket
13-63-26620SWP	2 x 1 x .093/.056 x 20'	3/4"
13-63-265SWP1	2 x 1 x .125 x 20' (6063 T5)	3/4"
13-63-26720SWP	2 x 1 x .093/.056 x 20'	1"
13-63-265SWP2	2 x 1 x .125 x 20' (6063 T5)	1"



Picket Spears (Mill Finish 6063-T52)

19-63-105PS1	3/4 x .062 x 58"	3/4" & 1" Spears
19-63-105PS2	3/4 x .062 x 70"	
19-63-130PS1	1 x .060 x 58"	
19-63-130PS2	1 x .060 x 70"	



3.75 Decorative Aluminum Rings Casting
21-00-377

Custom sizes and hole locations available as **SPECIAL ORDER**

Mill Order Items: Not in Stock - Custom Sizes & Lengths Available Minimum Order Required

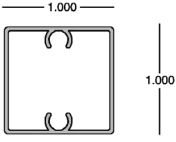
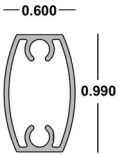
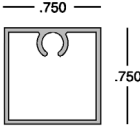
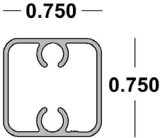



EASTERN METAL SUPPLY
FL: 800-432-2204 • NC/DE/GA: 800-343-8154 • TX/LA: 800-996-6061 • MO/OH/IN: 888-822-6061

RAILING & FENCE 08
01/13/23

www.easternmetal.com



<p>1" Picket - HR-5 200-WH-075 White x 19'10" 200-MB-075 Bronze x 19'10" HR-5-WH White x 23' HR-5-BR Bronze x 23' HR-5-BK Black x 23' 6" HR-5-TB (MO) Textured Black x 23' HR-5-MF (TX) Mill Finish x 23' 20 pc sub-bundles</p> 	<p>1" Oval Picket MILL ORDER - 52-63-12344</p> 	<p>3/4" Picket - HR-13 HR-13-WH-1 White x 19' 1" HR-13-BR-1 Bronze x 19' 1" HR-13-BK Black x 19' 1" HR-13-WH White x 22' 5" HR-13-BR Bronze x 22' 5" 20 pc sub-bundles</p> 	<p>3/4" Picket w/radius HR-13R (.120 Radius) HR-13R-WH20 White x 20' HR-13R-BR20 Bronze x 20' HR-13R-WH (MO) White x 24' HR-13R-BR (MO) Bronze x 24' HR-13R-TB (MO) Text Black x 24' 20 pc sub-bundles</p> 	<p>3/4" Spears 19-63-105PS1 .062 x 58" 19-63-105PS2 .062 x 70"</p> <p>1" Spears 19-63-130PS1 .060 x 58" 19-63-130PS2 .060 x 70"</p> 
---	---	--	--	---

Aluminum Posts & Pickets

Painted Square Tube - 6063-T6


Stock Code	Size in Inches	Approx. Wt/Lin ft.
19-WH-204	2 x .093 x 24' White	0.851
19-MB-204	2 x .093 x 24' Bronze	0.851
19-BK-204	2 x .093 x 24' Black	0.851
19-IV-300	2 x .125 x 24' Ivory	1.125
19-WH-305	2 x .125 x 24' 6" White	1.125
19-MB-305	2 x .125 x 24' 6" Bronze	1.125
19-BG-305	2 x .125 x 24' 6" Beige	1.125
19-COLOR-212	2 x .250 x 24' **	2.100
19-WH-003	3 x .093 x 24' White	1.298
19-MB-003	3 x .093 x 24' Bronze	1.298
19-63-231TB (MO)	3 x .093 x 24' Textured Black	1.298
200-WH-027	3 x .093 x 30' White	1.298
200-MB-027	3 x .093 x 30' Bronze	1.298
19-WH-225	3 x .125 x 20' White	1.726
19-WH-220	3 x .125 x 24' White	1.726
19-MB-235	3 x .125 x 24' Bronze	1.726
19-IV-235	3 x .125 x 24' Ivory	1.726
19-BG-235	3 x .125 x 24' Beige	1.726
19-BK-235	3 x .125 x 24' Black	1.726
19-COLOR-240	3 x .250 x 24' **	3.300
52-COLOR-4424	3.50 x .125 x 24' **	2.024
19-WH-245	4 x .125 x 20' White	2.325
19-WH-400	4 x .125 x 24' White	2.325
19-MB-246	4 x .125 x 24' Bronze	2.325
19-IV-400	4 x .125 x 24' Ivory	2.325
19-BG-400	4 x .125 x 24' Beige	2.325
19-BK-400	4 x .125 x 24' Black	2.325
200-WH-028	4 x .125 x 30' White	2.325
200-MB-028	4 x .125 x 30' Bronze	2.325
19-WH-2500	4 x .250 x 20' White	4.500
19-MB-2500	4 x .250 x 24' Bronze	4.500
19-IV-2500	4 x .250 x 24' Ivory	4.500
19-BG-2500	4 x .250 x 24' Beige	4.500
19-WH-2501	4 x .250 x 24' 6" White	4.500
3" Scalloped Square Tube		
42-WH-003 (MO)	3" x 20' White	0.757
200-WH-017	3" x 24' White	0.757
200-MB-017	3" x 24' Bronze	0.757
200-WH-018	3" x 30' White	0.757
200-MB-018	3" x 30' Bronze	0.757

**COLOR - Available in White (WH), Bronze (MB), Ivory (IV), and Beige (BG)

Aluminum Woven Wire Mesh - NEW!

Alloy 1350 - H16

ID Size	Stock Code	Size in Inches	Approx. Wt/Sheet
2.00 ID	50-2X2WM-4896	.236 x 48 x 96	17.60
2.00 ID	50-2X2WM-48120	.236 x 48 x 120	21.78
1.75" ID; 2.25" OD			Alloy 1350 - H16 - CLOSEOUT!
50-WWM-4896	(MO)	.236 x 48 x 96	20.60



Woven Wire Mesh Framing Options

see *Stiffeners, Enclosures & Gates 11* for schematic

13-63-205	1/2 x 3/4 x 1/8 Channel x 20' (6063-T52)
60-00-205	MP-1A (1 x 1 x 24')
59-63-002 (TX)	MP-1A (1 x 1 x 24')

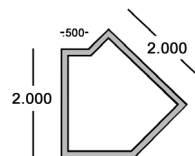
Hard-Rok 5 Gallon Bucket
61-00-007 *Anchoring Cement*
Contains no gypsum or chlorides;
Quick setting anchoring cement;



Quik Rok 5 Gallon Bucket
61-00-001 *Anchoring Cement*
NEVER to be used to anchor balcony railing or any similar human life safety structures



45° Post x 20' #2
52-63-2033 wt/ft: 1.041
Wall: .085/.150 6061-T6



16 oz Touch Up Spray Paint

Stock Code	Color
35-00-100	White
35-00-100G	White Gloss
35-00-105	Bronze
35-00-105G	Bronze Gloss
35-00-110	Ivory Gloss
35-00-115 (TX)	Beige
35-00-115G	Beige Gloss
35-00-120	Black
35-00-120G	Black Gloss

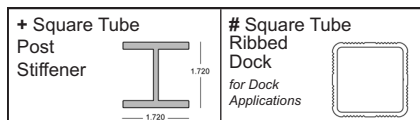
Square Aluminum Tube



6063-T52 x 24' (Unless noted otherwise)

Stock Code	Size in Inches (E x M x S)	Approx. Wt/Lin ft.
19-63-100	.500 x .062 x 20'	0.131
19-63-471	.625 x .062 x 20'	0.168
19-63-095	.735 x .045	0.145
19-63-085	.750 x .040 (w/ .093 radius)	0.131
19-63-089	.750 x .045 x 16' 8" (w/radius)	0.146
19-63-101	.750 x .045 x 18' 8" (w/radius)	0.146
19-63-525 (NC)	.750 x .062 x 16'	0.206
19-63-638 (NC)	.750 x .062 x 21' (w/radius)	0.196
19-63-106 (MO)	.750 x .062 x 21' (w/radius)	0.196
19-63-108 (MO)	.750 x .062 x 22' (w/radius)	0.196
19-63-105	.750 x .062	0.206
19-63-107	.750 x .062 (w/.090 radius)	0.206
19-63-110	.750 x .093	0.293
19-63-113	.750 x .093 (w/radius)	0.293
19-63-115	.750 x 1/8	0.374
19-63-116	.750 x 1/8 (.062 radius)	0.374
19-63-821 (DE)	1 x .047	0.214
19-63-130	1 x .062	0.278
19-63-131 (NC/MO/TX)	1 x .062 (w/radius)	0.268
19-63-131 (FL)	1 x .062 (w/radius - 6060-T6)	0.268
19-63-136 (NC/MO)	1 x .075 (.140 OR/.062 IR)	0.317
19-63-121 (TX)	1 x .075 (.062 OR/.031 IR)	0.330
19-63-341	1 x .093	0.405
19-63-345	1 x .093 (w/radius)	0.392
19-63-140	1 x .125	0.524
19-61-140	1 x .125 (6061-T6)	0.524
19-63-141	1 x .125 (w/radius)	0.509
25-BD-310	1 x .125 x 20' Polished BDA (w/rad)	0.509
19-63-153	1.250 x .062	0.353
19-63-150	1.250 x .093	0.516
19-61-150	1.250 x .093 (6061-T6)	0.516
19-63-152	1.250 x .093 (w/ .062 radius)	0.506
19-63-155	1.250 x .125	0.675
19-63-157	1.250 x .125 x 20' (w/radius)	0.643
19-63-160	1.500 x .060	0.430
19-63-161	1.500 x .062 (w/ .093 radius)	0.420
19-63-168	1.500 x .090 (.188 radius)	0.582
19-63-165	1.500 x .090	0.632
19-61-165	1.500 x .090 (6061-T6)	0.632
19-63-170	1.500 x .125	0.824
19-61-170	1.500 x .125 (6061-T6)	0.824
19-63-172	1.500 x .125 (w/.125 radius)	0.809
19-63-174	1.500 x .188	1.184
19-61-173	1.500 x .250 (6061-T6)	1.500
52-61-1045	1.500 x .250 x 18' (w/.125 rad; 6061-T6)	1.461
19-63-180	1.750 x .093	0.732
19-61-180	1.750 x .093 (6061-T6)	0.732
19-63-185	1.750 x .125	0.975
19-63-192	2 x .062	0.604
19-63-191	2 x .062 x 26'	0.604
52-61-11425	2 x .090 (w/.125 rad; 6061-T6)	0.790
19-61-206	2 x .093 (6005 T5)	0.851
19-61-205	2 x .093 x 26' (6005-T5)	0.851
19-63-210	2 x .125	1.126
52-61-936	2 x .125 (6061-T6)	1.126
19-61-210	2 x .125 x 22' 6" (6061-T6)	1.126
19-63-208	2 x .125 (w/.25 Out Rad - .125 In Rad)	1.076
19-63-209	2 x .125 (w/.125 radius)	1.109
52-61-1768 (NC/DE)	2 x .125 x 32' (6005-T5) (w/.125 rad)	1.109
25-BD-315	2 x .125 x 20' (Polished BDA - w/radius)	1.109
30-05-200 (NC/DE) #	2 x .125 x 32' (Ribbed Dock Tube, w/rad)	0.994

Stock Code	Size in Inches (E x M x S)	Approx. Wt/Lin ft.
19-61-208	2 x .188 (6061-T6)	1.634
19-63-211	2 x .188	1.627
52-61-1128	2 x .188 x 20' (w/.406 radius/6061-T6)	1.530
19-61-212	2 x .250 (6061-T6)	2.100
52-61-1520	2 x .250 (6061-T6 - w/.250 rad)	2.052
19-63-215	2.250 x .095	0.982
52-61-1040	2.45 x .250 x 18' (w/radius/6061-T6)	2.640
19-63-714	2.500 x .075	0.855
19-63-807 (DE)	2.500 x .093	1.074
19-63-221	2.500 x .125	1.425
28-60-735	2.500 x .125/.375 (6005A-T61)	2.774
MILL ORDER	2.500 x .188 52-61-3402	2.076
28-60-730	2.5 x .375 (6005A-T61)	3.824
52-61-4450	2.69 x .125 (w/.250 radius/6061-T6)	1.490
19-61-534 (NC/MO/DE/AL)	2.69 x .125 x 20' (w/.250 radius/6061-T6)	1.490
19-63-230	3 x .093	1.298
19-63-231	3 x .093 x 27'	1.298
19-63-235	3 x .125	1.726
19-61-535 (NC/TX/MO)	3 x .125 x 20' (w/rad/6061-T6)	1.670
19-63-237	3 x .125 (w/.125 radius)	1.774
30-05-205 (NC/DE) #	3 x .125 x 20' (Ribbed Dock Tube, w/rad)	1.546
52-61-749	3 x .188 x 18' (w/radius 6061-T6)	2.502
52-63-8188	3 x .188 x 25' (w/radius 6063-T6)	2.502
19-63-240	3 x .188	2.533
19-61-340	3 x .250 (6061-T6)	3.300
51-63-897	3 x .250 x 18' 3" (w/rad)	3.204
52-63-8441	3 x .250 x 25' (w/radius 6063-T6)	3.204
52-61-750*	3 x .250 x 18' (w/radius 6061-T6)	3.204
<i>*52-61-750 slide fits into 28-60-765</i>		
28-60-765	3.5 x .230 (6005A-T61)	3.610
19-63-245	4 x .125	2.324
56-MF-003	4 x .125 x 24' 2" (w/radius 6063-T6 MF)	2.374
56-63-003	4 x .125 x 24' 2" (w/radius 204R1 Anod)	2.374
56-MF-010	4 x .150 x 22' (w/radius 6063-T6 MF)	2.772
56-63-010	4 x .150 x 22' (w/radius 204R1 Anod)	2.772
MILL ORDER	4 x .156 (w/rad; 4 screw bosses) 21929-997 (TX)	4.282
19-61-717	4 x .1875 (6061-T6)	3.440
19-61-250	4 x .250 (6061-T6)	4.500
19-61-251	4 x .250 (w/.375 radius; 6061-T6)	4.500
56-MF-035	4.5 x .093 x 24' w/.125 radius 6063-T6 MF	1.955
19-63-255	5 x .125	2.925
19-61-258	5 x .250 (6061-T6)	5.700
19-63-260	6 x .125	3.525
56-MF-037	6 x .150 x 24' 6" (6063-T6 w/rad)	4.204
56-63-037	6 x .150 x 24' 6" (6063-T6 w/rad 204R1 Anod)	4.204
19-63-302 (TX)	6 x .180 (w/.250 rad; 6005-T5 MF)	5.028
MILL ORDER	6 x .180 (w/rad; 4 screw bosses) 21929-998 (TX)	6.929
19-61-260	6 x .25 (6061-T6)	6.900
19-61-261	6 x .50 (6061-T6)	12.936
19-63-262	7 x .156 (6063-T6)	5.120
19-63-265	8 x .188	7.050
19-61-270	8 x .250 (6061-T6)	9.114
52-61-4983	8 x .500 x 26' (6061-T6)	17.640
19-63-300	10 x .250 (6063-T6 w/rad)	11.700
19-63-400	12 x .250 (w/.125 rad)	13.803
52-61-2163+	Stiffener I-Beam for 2" x .125 Sq Tube 6061-T6	0.976
52-61-4452+	Stiffener I-Beam for 2" x .188 Sq Tube 6061-T6	0.995
52-61-2811+	Stiffener I-Beam for 2.5" x .125 Sq Tube 6061-T6	0.961



Items marked as **MILL ORDER** are non stock but available. Product codes listed on **MILL ORDER** items are for die reference only. Customer must specify length, alloy & temper.



EASTERN METAL SUPPLY


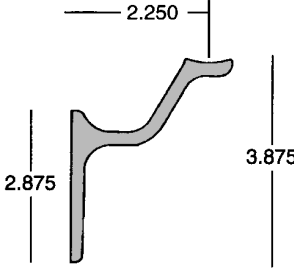
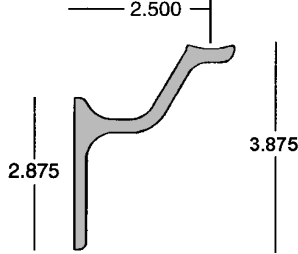
STANDARDS 17
06/06/22

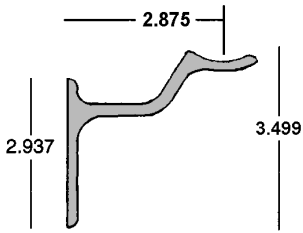
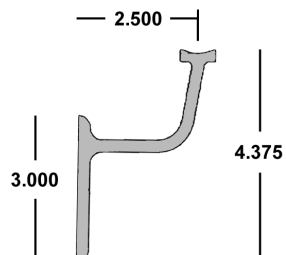
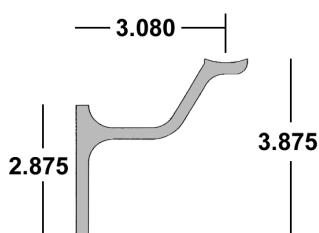
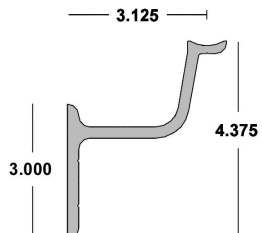
www.easternmetal.com





FL: 800-432-2204 • NC/DE/GA: 800-343-8154 • TX/LA: 800-996-6061 • MO/OH/IN: 888-822-6061



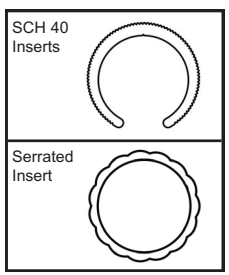


Pipe Brackets (See Standards 23-24 for full selection of Pipe)

	2.25" x 3.875" Centerline Projected Pipe Bracket x 16' 31-63-135 163 wt/ft: 1.940		2.50" x 3.875" Centerline Projected Pipe Bracket x 16' 31-63-120 162 wt/ft: 2.012	
---	---	--	---	---

2.875" x 3.50" Centerline Projected Pipe Bracket x 16' 31-63-105 160 wt/ft: 1.853	2.50" x 4.375" Centerline Projected Pipe Bracket x 16' 31-63-140 164 wt/ft: 2.154	3.080" x 3.875" Centerline Projected Pipe Bracket x 16' 31-61-145 165 wt/ft: 2.1815	3.125" x 4.375" Centerline Projected Pipe Bracket x 12' 31-61-150 wt/ft: 2.264 Meets NFPA 101 Life Safety Code
			

Grip Rail Polished & Anodized Stock <table border="1"> <thead> <tr> <th>Code</th> <th>Length</th> </tr> </thead> <tbody> <tr><td>GR-12</td><td>12"</td></tr> <tr><td>GR-14</td><td>14"</td></tr> <tr><td>GR-18</td><td>18"</td></tr> <tr><td>GR-24</td><td>24"</td></tr> <tr><td>GR-36</td><td>36"</td></tr> </tbody> </table>	Code	Length	GR-12	12"	GR-14	14"	GR-18	18"	GR-24	24"	GR-36	36"		Grip Rail Mill Finish Stock <table border="1"> <thead> <tr> <th>Code</th> <th>Length</th> </tr> </thead> <tbody> <tr><td>GRM-12</td><td>12"</td></tr> <tr><td>GRM-14</td><td>14"</td></tr> <tr><td>GRM-18</td><td>18"</td></tr> <tr><td>GRM-24</td><td>24"</td></tr> <tr><td>GRM-36</td><td>36"</td></tr> </tbody> </table>	Code	Length	GRM-12	12"	GRM-14	14"	GRM-18	18"	GRM-24	24"	GRM-36	36"	Mark 5 Gate Hinge* 52-63-8793 (Heavy Duty) with base plate *up to 800 lb load		Mark 4 Gate Hinge 52-63-9150 (Heavy Duty) without base plate		Gate Hinge Bearing GATE-BEARING 1 piece For use with Mark 4 and Mark 5 Gate Hinges	
Code	Length																															
GR-12	12"																															
GR-14	14"																															
GR-18	18"																															
GR-24	24"																															
GR-36	36"																															
Code	Length																															
GRM-12	12"																															
GRM-14	14"																															
GRM-18	18"																															
GRM-24	24"																															
GRM-36	36"																															

SCH 40 Aluminum Pipe End Caps <table border="1"> <thead> <tr> <th>Mill Finish</th> <th>Pipe Size</th> </tr> </thead> <tbody> <tr><td>APC-100-MF</td><td>1</td></tr> <tr><td>APC-125-MF</td><td>1-1/4</td></tr> <tr><td>APC-150-MF</td><td>1-1/2</td></tr> <tr><td>APC-200-MF</td><td>2</td></tr> <tr><td colspan="2">Anodized</td></tr> <tr><td>APC-750</td><td>3/4</td></tr> <tr><td>APC-100</td><td>1</td></tr> <tr><td>APC-125</td><td>1-1/4</td></tr> <tr><td>APC-150</td><td>1-1/2</td></tr> <tr><td>APC-200</td><td>2</td></tr> <tr><td colspan="2">Black Plastic</td></tr> <tr><td>RN1-1/4DBK1</td><td>1</td></tr> </tbody> </table>	Mill Finish	Pipe Size	APC-100-MF	1	APC-125-MF	1-1/4	APC-150-MF	1-1/2	APC-200-MF	2	Anodized		APC-750	3/4	APC-100	1	APC-125	1-1/4	APC-150	1-1/2	APC-200	2	Black Plastic		RN1-1/4DBK1	1			SCH 40 Pipe x 24' - T4 Temper (for bending) <table border="1"> <thead> <tr> <th>Stock Code</th> <th>Size in Inches</th> </tr> </thead> <tbody> <tr><td>18-63-231</td><td>1-1/4 x 1.660 OD x 1.380 ID x .140 Wall</td></tr> <tr><td>18-T4-500</td><td>1-1/2 x 1.900 OD x 1.610 ID x .145 Wall</td></tr> </tbody> </table>	Stock Code	Size in Inches	18-63-231	1-1/4 x 1.660 OD x 1.380 ID x .140 Wall	18-T4-500	1-1/2 x 1.900 OD x 1.610 ID x .145 Wall	Many other Pipe sizes, Alloys & Temper are Available	Pipe Inserts (6063-T52) <table border="1"> <tbody> <tr><td>18-63-259</td><td>1-1/4</td><td>SCH 40 x 10'</td></tr> <tr><td>18-63-260</td><td>1-1/2</td><td>SCH 40 x 10'</td></tr> <tr><td>51-00-051</td><td>1-3/8</td><td>Serrated Tube x 20' (insert for 1-1/4 pipe)</td></tr> </tbody> </table>	18-63-259	1-1/4	SCH 40 x 10'	18-63-260	1-1/2	SCH 40 x 10'	51-00-051	1-3/8	Serrated Tube x 20' (insert for 1-1/4 pipe)	
Mill Finish	Pipe Size																																														
APC-100-MF	1																																														
APC-125-MF	1-1/4																																														
APC-150-MF	1-1/2																																														
APC-200-MF	2																																														
Anodized																																															
APC-750	3/4																																														
APC-100	1																																														
APC-125	1-1/4																																														
APC-150	1-1/2																																														
APC-200	2																																														
Black Plastic																																															
RN1-1/4DBK1	1																																														
Stock Code	Size in Inches																																														
18-63-231	1-1/4 x 1.660 OD x 1.380 ID x .140 Wall																																														
18-T4-500	1-1/2 x 1.900 OD x 1.610 ID x .145 Wall																																														
18-63-259	1-1/4	SCH 40 x 10'																																													
18-63-260	1-1/2	SCH 40 x 10'																																													
51-00-051	1-3/8	Serrated Tube x 20' (insert for 1-1/4 pipe)																																													

SCH 40 Aluminum Pipe - 6063-T52 x 20' (Unless noted otherwise)

Stock Code	Size in Inches		Approx. Wt/Lin ft.
	(Size)	OD x ID x Wall	
18-63-200	1/8	.405 x .269 x .068 x 12'	0.085
18-63-205	1/4	.540 x .364 x .083 x 12'	0.147
18-63-210	3/8	.675 x .493 x .091	0.196
18-63-215	1/2	.840 x .622 x .109	0.294
18-63-220	3/4	1.050 x .824 x .113	0.391
18-63-221	3/4	1.050 x .824 x .113 x 23'	0.391
18-63-225	1	1.315 x 1.049 x .133	0.581
18-63-226	1	1.315 x 1.049 x .133 x 23'	0.581
18-63-230	1-1/4	1.660 x 1.380 x .140	0.786
18-63-233	1-1/4	1.660 x 1.380 x .140 x 23'	0.786
18-63-232	1-1/4	1.660 x 1.380 x .140 x 24'	0.786
18-63-231	1-1/4	1.660 x 1.380 x .140 x 24' (6063-T4)	0.786
18-63-235	1-1/2	1.900 x 1.610 x .145	0.940
18-63-236	1-1/2	1.900 x 1.610 x .145 x 23'	0.940
18-T4-500	1-1/2	1.900 x 1.610 x .145 x 24' (6063-T4)	0.940
18-63-240	2	2-3/8 x 2.067 x .154	1.264
18-63-241	2	2-3/8 x 2.067 x .154 x 23'	1.264
18-63-245	2-1/2	2-7/8 x 2.469 x .203	2.004
18-63-250	3	3-1/2 x 3.068 x .216	2.621
18-63-255	3-1/2	4 x 3.548 x .226	3.151

SCH 40 Aluminum Pipe - 6061-T6 x 20' (Unless noted otherwise)

18-61-215	1/2	.840 x .622 x .109	0.294
18-61-220	3/4	1.050 x .824 x .113	0.391
18-61-222	3/4	1.050 x .824 x .113 x 24'	0.391
18-61-225	1	1.315 x 1.049 x .133	0.581
18-61-230	1-1/4	1.660 x 1.380 x .140	0.786
18-61-235	1-1/2	1.900 x 1.610 x .145	0.940
18-61-240	2	2-3/8 x 2.067 x .154	1.264
18-61-241	2	2-3/8 x 2.067 x .154 x 24'	1.264
18-61-243	2	2-3/8 x 2.067 x .154 x 30'	1.264
18-61-245 (NC/DE)	2-1/2	2-7/8 x 2.469 x .203	2.004
18-61-246	2-1/2	2-7/8 x 2.469 x .203 x 22'	2.004
18-61-250	3	3-1/2 x 3.068 x .216	2.621
18-61-255	3-1/2	4 x 3.548 x .226	3.151
18-61-260	4	4-1/2 x 4.026 x .237	3.733
18-61-265	5	5.563 x 5.047 x .258	5.057
18-61-270	6	6-5/8 x 6.065 x .280	6.564
18-61-280	8	8-5/8 x 7.981 x .322	9.878
18-61-290	10	10-3/4 x 10.020 x .365	14.288
18-61-295	12	12-3/4 x 11.938 x .406	18.893

Pipe Inserts for SCH 40 Pipe

18-63-259	for 1-1/4 SCH 40 x 10'	0.492
51-00-051	for 1-1/4 pipe - 1-3/8 Serrated Tube x 20'	0.408
18-63-260	for 1-1/2 SCH 40 x 10'	0.582
52-61-3454	for 2 SCH 40 x 20' (6061)	0.698

Elbows for SCH 40 Pipe

21-63-230	Elbow for 1-1/4" SCH 40
21-63-235	Elbow for 1-1/2" SCH 40



SCH 80 Aluminum Pipe - 6063-T52 x 20'

MILL ORDER	1	1.315 x .957 x .179 26-63-201 (TX)	0.751
26-63-105	1-1/4	1.660 x 1.278 x .191	1.037
26-63-100	1-1/2	1.900 x 1-1/2 x .200	1.256
26-63-200	2	2-3/8 x 1.939 x .218	1.737
MILL ORDER	3	3-1/2 x 2.900 x .300	3.547
MILL ORDER	4	4-1/2 x 3.826 x .337 52-63-8819	5.183

2.25" x 3.875" Centerline Projected Pipe Bracket x 16' 31-63-135 163 wt/ft: 1.940 	2.50" x 3.875" Centerline Projected Pipe Bracket x 16' 31-63-120 162 wt/ft: 2.012
2.875" x 3.50" Centerline Projected Pipe Bracket x 16' 31-63-105 160 wt/ft: 1.853 	2.50" x 4.375" Centerline Projected Pipe Bracket x 12' 31-63-140 164 wt/ft: 2.154
3.080" x 3.875" Centerline Projected Pipe Bracket x 16' 31-61-145 165 wt/ft: 2.1815 	3.125" x 4.375" Centerline Projected Pipe Bracket x 12' 31-61-150 wt/ft: 2.264 <i>Meets NFPA 101 Life Safety Code</i>

SCH 80 Aluminum Pipe - 6061-T6 x 20'

Stock Code	Size in Inches		Approx. Wt/Lin ft.
	(Size)	OD x ID x Wall	
26-61-025	1/4	0.540 x .287 x .119 x 12'	0.182
26-61-200	1	1.315 x .957 x .179	0.751
26-61-205	1-1/4	1.660 x 1.278 x .191	1.037
26-61-210	1-1/2	1.900 x 1-1/2 x .200	1.256
26-61-215	2	2-3/8 x 1.939 x .218	1.737
26-61-215S	2	2-3/8 x 1.910 x .233	1.878
26-61-220	2-1/2	2-7/8 x 2.323 x .276	2.705
26-61-225	3	3-1/2 x 2.900 x .300	3.547
26-61-225	3	3-1/2 x 2.900 x .300	3.547
26-61-230	3-1/2	4.000 x 3.364 x .318	4.414
26-61-235	4	4-1/2 x 3.826 x .337	5.288
52-61-2343	5	5.563 x 4.813 x 3/8 (T6)	7.188
26-61-250	6	6-5/8 x 5.761 x .432 (T6)	9.884
26-61-255	8	8-5/8 x 7.625 x 1/2	15.010


SCH 10 Aluminum Pipe - 6063-T52 x 20'

Stock Code	Size in Inches		Approx. Wt/Lin ft.
	(Size)	OD x ID x Wall	
MILL ORDER	1	1.315 x 1.097 x .109 32-63-200 (NC)	0.486
32-63-204	1-1/4	1.660 x 1.442 x .109	0.625
32-63-205	1-1/2	1.900 x 1.682 x .109	0.721
32-63-205S	1-1/2	1.902 x 1.702 x .100 (Special ID)	0.679
MILL ORDER	2	2-3/8 x 2.157 x .109 52-63-10742	0.913
DOT-61-170	2-1/2	2-7/8 x 2.635 x .120 x 24' (6061-T6)	1.221
MILL ORDER	3	3-1/2 x 3.260 x .120 32-63-220 (NC)	1.498
MILL ORDER	4	4-1/2 x 4.260 x .120	1.942
MILL ORDER	5	5.563 x 5.295 x .134 32-63-311 (NC)	2.686
MILL ORDER	6	6-5/8 x 6.357 x .134	3.214


6463 High Quality Marine Pipe (Boxed and Poly-Sleeved)

POLISHED Bright Dipped Anodized SCH 40 Pipe x 23'

<u>WESTERN</u> (6463-T66)	<u>BON-L</u> (6463-T67)	Size in Inches	Pcs/Box (Lin Ft/Box)
Special Order	25-BD-100	1/2	16 (368')
25-BDW-105A*	25-BD-105A*	3/4	10 (230')
25-BDW-110A*	25-BD-110A*	1	6 (138')
25-BDW-115	25-BD-115	1-1/4	6 (138')
25-BDW-120	25-BD-120	1-1/2	5 (115')
25-BDW-125	25-BD-125	2	4 (92')
25-BDW-130	25-BD-130	2-1/2	2 (46')
25-BDW-135	Special Order	3	2 (46')



Polished and Bright Dipped



Lite Brushed and Bright Dipped

LITE BRUSHED Bright Dipped Anodized

SCH 40 Pipe x 23' (320 grit)

<u>WESTERN</u> (6463-T66)	<u>BON-L</u> (6463-T67)	Size in Inches	Pcs/Box (Lin Ft/Box)
Special Order	25-BR-100	1/2	16 (368')
25-BRW-105B*	25-BR-105B*	3/4	10 (230')
25-BRW-110B*	25-BR-110B*	1	6 (138')
25-BRW-115	25-BR-115	1-1/4	6 (138')
25-BRW-120	25-BR-120	1-1/2	5 (115')
25-BRW-125	25-BR-125	2	4 (92')
25-BRW-130	25-BR-130	2-1/2	2 (46')
25-BRW-135	Special Order	3	2 (46')

POLISHED Bright Dipped Anodized

SCH 80 Pipe x 23'

<u>WESTERN</u> (6463-T66)	<u>BON-L</u> (6463-T67)	Size in Inches	Pcs/Box (Lin Ft/Box)
Special Order	26-BD-110	1	6 (138')
26-BDW-115	Special Order	1-1/4	6 (138')
26-BDW-120	26-BD-120	1-1/2	5 (115')
26-BD-125C	26-BD-125C	2	4 (92')
26-BDW-130	Special Order	2-1/2	2 (46')

LITE BRUSHED Bright Dipped Anodized

SCH 80 Pipe x 23' (320 Grit)

<u>WESTERN</u> (6463-T66)	<u>BON-L</u> (6463-T67)	Size in Inches	Pcs/Box (Lin Ft/Box)
26-BRW-115	Special Order	1-1/4	6 (138')
26-BRW-120	Special Order	1-1/2	5 (115')
26-BRW-215	26-BR-215	2	4 (92')

* Designed for 3/4" & 1" Sleeve Together - Pipe Aligners Available: Marine p16

6463 Marine Pipe (Boxed and Poly-Sleeved)

Mill Finish SCH 40 Marine Pipe (6463)

<u>WESTERN</u>	<u>BON-L</u>	Size in Inches	Pcs/Box (Lin Ft/Box)
52-63-6926	52-BL-6926	3/4 x 23' 1	2 (276')
52-63-6927	52-BL-6927	1 x 23'	10 (230')
52-63-6928	52-BL-6928	1-1/4 x 23'	6 (138')
52-63-6929	52-BL-6929	1-1/2 x 23'	5 (138')
52-63-6930	52-BL-6930	2 x 23'	4 (92')
52-63-6931	52-BL-6931	2-1/2 x 23'	2 (46')

Mill Finish SCH 80 Marine Pipe (6463)

52-63-6933	2 x 23'	2 (46')
52-63-6932	2-1/2 x 23'	2 (46')

Polished/Non-Anodized SCH 10 Marine Pipe (6463)

52-63-5179	1-1/2 x 20'	6 (120')
------------	-------------	----------

Mill Finish SCH 10 Aluminum Pipe (6463-T67)

32-64-205	1-1/2 x 23'	4 (92')
32-64-210	2 x 23'	10 (230')

SCH 40 Aluminum Pipe End Caps

Mill Finish

APC-100-MF	1
APC-125-MF	1-1/4
APC-150-MF	1-1/2
APC-200-MF	2

Anodized

APC-750	3/4
APC-100	1
APC-125	1-1/4
APC-150	1-1/2
APC-200	2



SCH 40 Flat End Caps - Mill Finish

FEC-100-MF	1"
------------	----



SCH 40 Black Plastic End Caps

RN1DBK1	3/4"
RN1-1/4DBK1	1"
RN1625DBK1	1-1/4"



SCH 40 Aluminum Pipe - Mill Finish - 6063-T52

Stock Code

Size in Inches

18-63-220	3/4 x 20'
18-63-221	3/4 x 23'
18-63-225	1 x 20'
18-63-226	1 x 23'
18-63-230	1-1/4 x 20'
18-63-233	1-1/4 x 23'
18-63-232	1-1/4 x 24'
18-63-235	1-1/2 x 20'
18-63-236	1-1/2 x 23'
18-63-240	2 x 20'
18-63-241	2 x 23'
18-63-245	2-1/2 x 20'
18-61-250	3 x 20'

SCH 40 Aluminum Pipe - Mill Finish - 6061-T6

18-61-215	1/2 x 20'
18-61-220	3/4 x 20'
18-61-222	3/4 x 24'
18-61-225	1 x 20'
18-61-230	1-1/4 x 20'
18-61-235	1-1/2 x 20'
18-61-240	2 x 20'
18-61-241	2 x 24'
18-61-243	2 x 30'
18-61-246	2-1/2 x 22'
18-61-245 (NC)	2-1/2 x 20'
18-61-250	3 x 20'

Grooved End Pipe Available by Mill Order

2" SCH 40 - 10" SCH 40

Accepts Victaulic® Couplings www.victaulic.com

