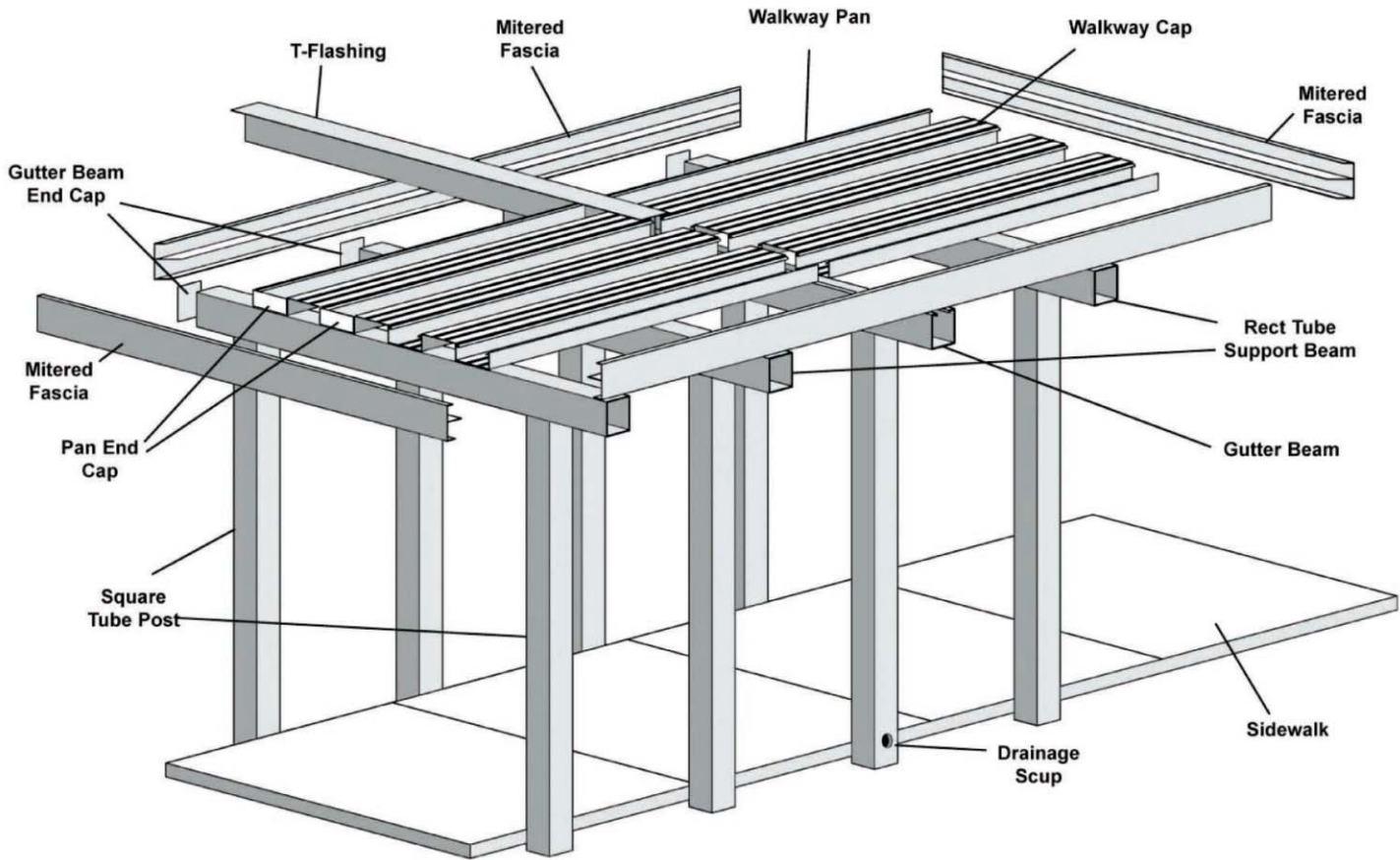


Walkway Schematic - Now Stocking!

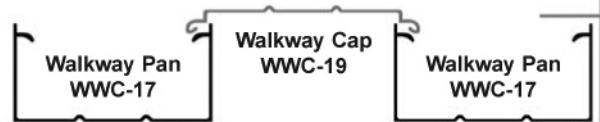
Standard Walkway Shapes - 204 R1 Anodized

ENGINEERING AVAILABLE UPON REQUEST



Walkway System:
Perspective Assembly

Walkway Pan & Cap Interlocking diagram
with relationship to Fascia



Architectural 08



Eastern Metal Supply
Quality Shapes In Aluminum

EMS FL

1-800-432-2204
(561) 588-4780 - fax

EMS NC

1-800-343-8154
(704) 391-2267 - fax

EMS TX

1-800-996-6061
(281) 656-2297 - fax

EMS MO

1-888-822-6061
(314) 344-3349 - fax

Additional Locations: West Palm Beach & Lakeland, FL; Newark, DE and Birmingham, AL

website: www.EasternMetal.com

e-mail: info@EasternMetal.com

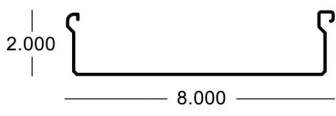
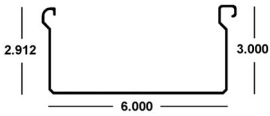
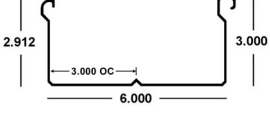
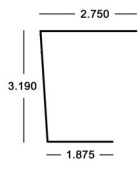
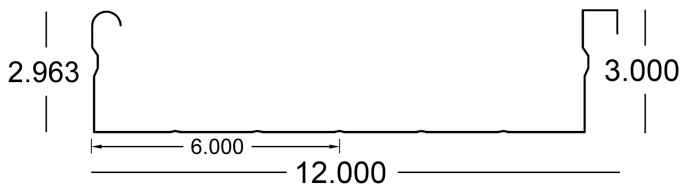
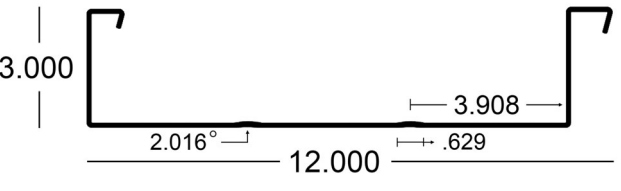
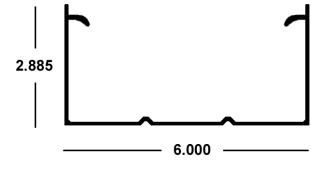
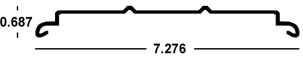

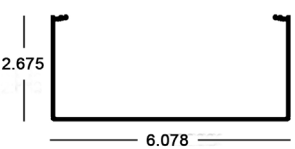
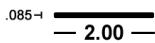


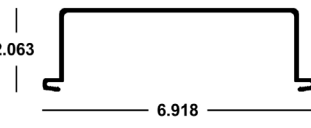
version: 08/30/16

Walkway Systems

ENGINEERING AVAILABLE: www.easternmetalingeering.com

Florida items are available to all branches via shuttle.

*Custom lengths, finishes and additional profiles are also available on a minimum MILL ORDER basis.

<p>2 x 8 Self Mating Canopy Roof Pan x 24' 6063-T6 Mill Finish 56-63-046 (0.065 - Light Wall)</p> 	<p>3 x 6 Self Mating Canopy Roof Pan x 24' 6063-T6 Mill Finish 56-63-015 (0.065 - Light Wall)</p> <p>MILL ORDER 20160-020 (TX) 0.078 - Heavy Wall</p> 	<p>3 x 6 x .078 Self Mating Canopy Roof Pan (V-Deck) 6063-T6 Mill Finish (3" On Center V) MILL ORDER 52-63-11677 (FL/NC) 0.078 - Heavy Wall</p> 	<p>3 x .045 Extruded Header 200-WH-019 White x 24' 200-MB-019 Bronze x 24' 200-WH-020 White x 30' 200-MB-020 Bronze x 30'</p> 
<p>3 x 12 Carport Roll Form Roof Pan (5 Rib) Self Mating Available in .032 and .024 thicknesses <i>Custom Lengths Available in White & Bronze</i> CRATE CHARGE MAY APPLY (please inquire with your sales person) Production Lead Times average 5-7 Business Days + shipping</p> 		<p>3 x 12 x .050 Carport Roll Form Roof Pan (2 Rib) Self Mating <i>Custom Lengths Available in White & Bronze</i> CRATE CHARGE MAY APPLY (please inquire with your sales person) Production Lead Times average 5-7 Business Days + shipping</p> 	
<p>WWC-17 "P" Roof Pan x 24' 2" Wall: .060 <i>Mates with WWC-19 and 56-63-007</i> 6063-T6 56-63-001 204 R1 Anodized 56-MF-001 Mill Finish</p> 	<p>WWC-19 "P" Cap (Flat) x 24' 2" Wall: .060 <i>Mates with WWC-17</i> 6063-T6 56-63-008 204 R1 Anodized 56-MF-008 Mill Finish</p> 	<p>1/2 Bottom Clear Anodized <i>Mates with 2-3/4 Top & 4-1/2 Top</i> 21929-001 (TX) x 20'</p> 	<p>Bottom Clear Anodized <i>Mates with 2-3/4 Top & 4-1/2 Top</i> 21929-004 (TX) x 20' 21929-006 (TX) x 24'</p> 
<p>2" Pan End Cap x 12' 1" Wall: .085 6063-T6 10-63-100 Mill Finish</p> 	<p>T-Flashing x 24' 56-63-040</p> 	<p>2-3/4 Top Clear Anodized <i>Mates with 1/2 Bottom & Bottom</i> 21929-008 (TX) x 20' 21929-010 (TX) x 24'</p> 	<p>4-1/2 Top Clear Anodized <i>Mates with 1/2 Bottom & Bottom</i> 21929-023 (TX) x 20' 21929-012 (TX) x 24'</p> 

Architectural 09



Eastern Metal Supply
Quality Shapes In Aluminum

EMS FL

1-800-432-2204
(561) 588-4780 - fax

EMS NC

1-800-343-8154
(704) 391-2267 - fax

EMS TX

1-800-996-6061
(281) 656-2297 - fax

EMS MO

1-888-822-6061
(314) 344-3349 - fax

Additional Locations: West Palm Beach & Lakeland, FL; Newark, DE; Akron, OH, Van Buren, AR; Atlanta, GA and Dallas, TX

website: www.EasternMetal.com

e-mail: info@EasternMetal.com

version: 08/20/19

Walkway Systems

ENGINEERING AVAILABLE: www.easternmetalingeering.com

Florida items are available to all branches via shuttle.

*Custom lengths, finishes and additional profiles are also available on a minimum MILL ORDER basis.

<p>4 x 6 x .093 Gutter Fascia x 24' 56-63-033 Mill Finish 56-63-036 204-R1 Clear Anod 56-MB-036 Bronze 56-WH-036 White</p>	<p>3 x 8 x .125 Gutter Fascia x 24' 21929-025M (TX) Mill Finish 21929-667 (TX) 204-R1 Clear Anod</p>	<p>4 x 8 x .125 Gutter Fascia x 24' 56-63-016 Mill Finish</p>	<p>4 x 8 x 3 x .125 Gutter Fascia x 24' 56-63-039 Mill Finish</p>	<p>4 x 8 x 3 x .135 Gutter Fascia Channel x 24' 1" 56-63-047 Mill Finish COMING OCT 2019!</p>
<p>4 x 10 x 4 x .125 Gutter Fascia x 24' 56-63-043 56-63-045 x 30' Mill Finish</p>	<p>4 x 12 x 5 x .160 Gutter Fascia x 24' 56-63-042 Mill Finish</p>	<p>Gutter/Fascia Extender x 24' 2" x 4.5" x .093 x 24' 56-63-041 Mill Finish See schematic on Architectural p 06</p>	<p>12" Industrial Channel Fascia x 24' 52-63-14284 Mill Finish</p> <p>Mates with 4 x 6, 4 x 8, 4 x 10 and 4 x 12 Gutter Fascias</p> <p>Schematic Arch p 06</p>	
<p>6.1 x .070 Fascia x 24' 6063-T6 204 R1 Anodized 56-63-005</p>	<p>6.404 x 1 x .070 Side Fascia x 24' 6063-T6 204 R1 Anodized (F-2 - w/hook) 56-63-007 Mates with WWC-17</p>	<p>Fascia Splice x 20' 21929-253 (TX) Mill Finish Fits 3 x 8 Gutter Fascia 21929-667 and 21929-025M</p>	<p>4 x 4 x .150 Gutter Beam x 20' 6063-T6 Mill Finish MILL ORDER 21929-713 (TX)</p>	
<p>4 x 6 x .190/.125 Gutter Beam x 24' 2" 6063-T6 - 204 R1 Anodized 56-63-011</p>	<p>4 x 8 x .190/.150 Gutter Beam x 24' 2" 6063-T6 - 204 R1 Anodized 56-63-013</p>	<p>6 x 6 x .150 Gutter Beam x 24' 6" 6063-T6 - 204 R1 Anodized 56-63-038</p>	<p>6 x 6 x .130/.190 Gutter Beam 6005-T5 Mill Finish 21929-441 (TX) x 20' 21929-452 (TX) x 24' 21929-431 (TX) x 30'</p>	

Architectural 10



Eastern Metal Supply
Quality Shapes In Aluminum

EMS FL

1-800-432-2204
(561) 588-4780 - fax

EMS NC

1-800-343-8154
(704) 391-2267 - fax

EMS TX

1-800-996-6061
(281) 656-2297 - fax

EMS MO

1-888-822-6061
(314) 344-3349 - fax

Additional Locations: West Palm Beach & Lakeland, FL; Newark, DE; Akron, OH, Van Buren, AR; Atlanta, GA and Dallas, TX

website: www.EasternMetal.com

e-mail: info@EasternMetal.com

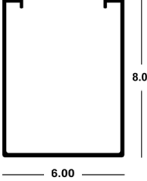
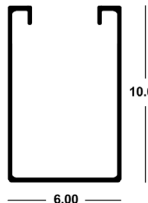

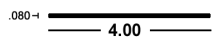

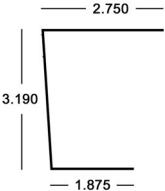
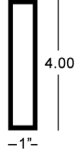
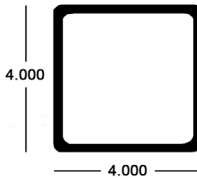
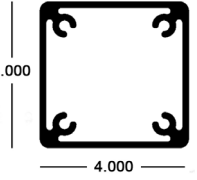
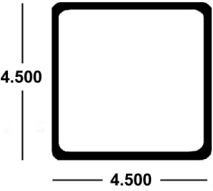
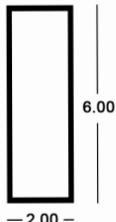
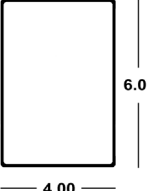
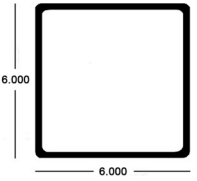
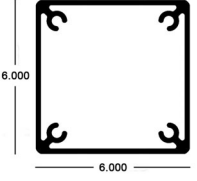
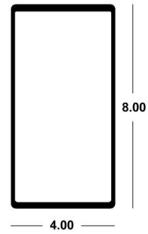

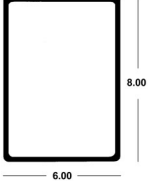
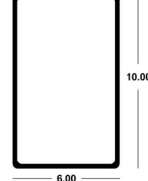
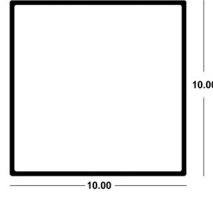


version: 09/03/19

Walkway Systems

ENGINEERING AVAILABLE: www.easternmetalingeering.com

Florida items are available to all branches via shuttle.

*Custom lengths, finishes and additional profiles are also available on a minimum MILL ORDER basis.

<p>6 x 8 x .190 Gutter Beam GB-12-A 6063-T6 - 204 R1 Anodized 56-63-021 x 25' 56-63-022 x 30' 6063-T6 - Mill Finish 56-63-023 x 25' 56-63-024 x 30'</p> 	<p>6 x 10 x .190 Gutter Beam GB-13 6063-T6 - 204 R1 Anodized 6063-T6 - 204 R1 Anodized 56-63-029 x 25' 56-63-030 x 30' 6063-T6 - Mill Finish 56-63-031 x 25' 56-63-032 x 30'</p> 	<p>6 x 12 Drain Beam MILL ORDER #EMSWLB640</p> 	<p>4 x .080 Gutter Beam End Cap x 97" 6063-T6 - 204 R1 Anodized 52-63-11157</p>  <p>6 x .080 Gutter Beam End Cap x 97" 6063-T6 - 204 R1 Anodized 52-63-11158</p> 	<p>3 x .045 Extruded Header 200-WH-019 White x 24' 200-MB-019 Bronze x 24' 200-WH-020 White x 30' 200-MB-020 Bronze x 30'</p> 
<p>1 x 4 x .125 Rect Tube x 24' 20-ANOD-235 202 R1 Anodized</p> 	<p>4 x .125 Sq Tube x 24' 2" (.125 radius) 6063-T6 204 R1 Anodized 56-63-003 x .125</p> <p>4 x .150 Square Tube x 22' (.125 radius) 6063-T6 204 R1 Anodized 56-63-010</p> 	<p>4 x .156 Square Tube Boss Column 6005T6 Clear Anodized MILL ORDER 61-63-400 (TX)</p> 	<p>4.5 x .093 Square Tube (.125 radius) 6063-T6 56-MB-034 Bronze x 20' 56-MF-035 Mill Finish x 24' 56-WH-035 White x 24' 56-MB-035 Bronze x 24'</p> 	<p>2 x 6 x .125 Rect Tube x 24' (202-R1 Anodized) 52-63-13710</p> <p>2 x 6 x .250 Rect Tube x 24' (202-R1 Anodized) 52-63-13711</p> 
<p>4 x 6 x .150 Rect. Tube x 24' 2" (.125 radius) 6063-T6 204 R1 Anodized 56-63-004</p> 	<p>6 x .150 Square Tube 6063-T6 - 204 R1 Anodized 56-63-037 x 24'6" (w/.093 Radius)</p> <p>6 x .180 Square Tube x 24' 6005-T5 Mill Finish 19-63-302 (TX)</p> 	<p>6 x .180 Square Tube Boss Column 6005T6 Clear Anodized MILL ORDER 61-63-600 (TX)</p> 	<p>4 x 8 x .190/.150 Rect. Tube x 24' 2" 6063-T6 204 R1 Anodized 56-63-014</p> 	<p>5 x 10 x .250/.350 Rect. Tube x 16' With Radius 6061-T6 52-61-2715</p> 
<p>6 x 8 x .188 Rect. Tube x 25' With Radius 6063-T6 - 204 R1 Anodized 56-63-017 56-63-018 x 30'</p> <p>6063-T6 Mill Finish 56-63-019 56-63-020 x 30'</p> 	<p>6 x 10 x .190 Rect. Tube x 25' With Radius 6063-T6 - 204 R1 Anodized 56-63-025 56-63-026 x 30' 6063-T6 Mill Finish 56-63-027 56-63-028 x 30'</p> 	<p>10 x .250 Square Tube x 24' With Radius 19-63-300 6063-T6 Mill Finish</p> 	<p>6 x 12 x .250 Rect. Tube x 24' With Radius 20-63-800 6063-T6 Mill Finish</p> 	<p>6 x 14 x .250 Rect. Tube With Radius MILL ORDER 43272 (TX)</p> 

Architectural 11



Eastern Metal Supply
Quality Shapes In Aluminum

EMS FL

1-800-432-2204
(561) 588-4780 - fax

EMS NC

1-800-343-8154
(704) 391-2267 - fax

EMS TX

1-800-996-6061
(281) 656-2297 - fax

EMS MO

1-888-822-6061
(314) 344-3349 - fax

Additional Locations: West Palm Beach & Lakeland, FL; Newark, DE; Akron, OH, Van Buren, AR; Atlanta, GA and Dallas, TX

website: www.EasternMetal.com

e-mail: info@EasternMetal.com

version: 09/09/19