

Painted Aluminum Extrusions

Painted Flat Bar

Stock Code	Size in Inches (E x M x S Color)	Approx. Wt/Lin ft.
<u>10-WH-115*</u>	.062 x 1 x 10' (with radius) White	0.073
<u>10-MB-115*</u>	.062 x 1 x 10' (with radius) Bronze	0.073
<u>200-WH-030</u>	.125 x 2 x 20' White	0.300
<u>200-MB-030</u>	.125 x 2 x 20' Bronze	0.300
<u>200-WH-087</u>	.125 x 4 x 20' White	0.600
<u>200-MB-087</u>	.125 x 4 x 20' Bronze	0.600

* Mutton Bar

Painted Architectural Angle - 6063-T6 Equal Leg

<u>11-WH-220</u>	1 x 1 x .062 x 20' White	0.144
<u>11-MB-220</u>	1 x 1 x .062 x 20' Bronze	0.144
<u>11-IV-220</u>	1 x 1 x .062 x 20' Ivory	0.144
<u>11-BG-220</u>	1 x 1 x .062 x 20' Beige	0.144
<u>11-WH-222</u>	1 x 1 x .125 x 20' White	0.276
<u>11-MB-200</u>	1 x 1 x .125 x 20' Bronze	0.276
<u>11-IV-200</u>	1 x 1 x .125 x 20' Ivory	0.276
<u>11-BG-200</u>	1 x 1 x .125 x 20' Beige	0.276
<u>11-WH-210</u>	1.50 x 1.50 x .125 x 20' White	0.431
<u>11-MB-210</u>	1.50 x 1.50 x .125 x 20' Bronze	0.431
<u>11-IV-210</u>	1.50 x 1.50 x .125 x 20' Ivory	0.431
<u>11-BG-210</u>	1.50 x 1.50 x .125 x 20' Beige	0.431
<u>51-63-544</u>	2 x 2 x .093 x 20' White	0.440
<u>51-63-543</u>	2 x 2 x .093 x 20' Bronze	0.440
<u>52-63-013</u>	2 x 2 x .093 x 20' Ivory	0.440
<u>52-63-5804A</u>	2 x 2 x .093 x 24' 3" White	0.440
<u>52-63-5806A</u>	2 x 2 x .093 x 24' 3" Bronze	0.440
<u>11-COLOR-376</u>	2 x 2 x .125 x 20' **	0.581
<u>11-WH-325</u>	2 x 2 x .250 x 20' White	1.124
<u>11-WH-300</u>	3 x 3 x .250 x 20' White	1.725

Painted Architectural Angle - 6063-T6 Unequal Leg

<u>11-WH-365</u>	1 x 2 x .062 x 20' White	0.218
<u>11-MB-365</u>	1 x 2 x .062 x 20' Bronze	0.218
<u>11-IV-365</u>	1 x 2 x .062 x 20' Ivory	0.218
<u>11-BG-365</u>	1 x 2 x .062 x 20' Beige	0.218
<u>51-63-671</u>	1 x 2 x .093 x 16' White	0.324
<u>51-63-672</u>	1 x 2 x .093 x 16' Bronze	0.324
<u>11-WH-370</u>	1 x 2 x .125 x 20' White	0.431
<u>11-MB-370</u>	1 x 2 x .125 x 20' Bronze	0.431
<u>11-IV-370</u>	1 x 2 x .125 x 20' Ivory	0.431
<u>11-BG-370</u>	1 x 2 x .125 x 20' Beige	0.431
<u>11-COLOR-372</u>	1 x 3 x .062 x 20' **	0.293
<u>11-WH-375</u>	1 x 3 x .125 x 20' White	0.582
<u>11-MB-375</u>	1 x 3 x .125 x 20' Bronze	0.582
<u>11-IV-375</u>	1 x 3 x .125 x 20' Ivory	0.582
<u>11-BG-375</u>	1 x 3 x .125 x 20' Beige	0.582
<u>51-63-518</u>	1.50 x 3 x .093 x 20' White	0.492
<u>51-63-519</u>	1.50 x 3 x .093 x 20' Bronze	0.492
<u>51-63-878</u>	1.50 x 3 x .093 x 20' Ivory	0.492
<u>51-63-884</u>	1.50 x 3 x .093 x 20' Beige	0.492
<u>52-63-8058</u>	1.75 x .632 x .090 x 24' 3" White	0.247
<u>11-WH-390</u>	2 x 3 x .125 x 20' White	0.750
<u>11-MB-380</u>	2 x 3 x .125 x 20' Bronze	0.750
<u>11-IV-380</u>	2 x 3 x .125 x 20' Ivory	0.750
<u>11-BG-380</u>	2 x 3 x .125 x 20' Beige	0.750
<u>11-WH-395</u>	2 x 3 x .250 x 20' White	1.425
<u>11-COLOR-400</u>	2 x 4 x .125 x 20' **	0.881
<u>11-WH-396</u>	2 x 4 x .250 x 20' White	1.725

Painted Architectural Angle - (continued)

Stock Code	Size in Inches (E x M x S Color)	Approx. Wt/Lin ft.
<u>11-WH-410</u>	2 x 5 x 1/8 x 20' White	1.031
<u>11-MB-410</u>	2 x 5 x 1/8 x 20' Bronze	1.031
<u>11-IV-410</u>	2 x 5 x 1/8 x 20' Ivory	1.031
<u>11-BG-410</u>	2 x 5 x 1/8 x 20' Beige	1.031
<u>11-COLOR-413</u>	2 x 5 x .190 x 20' (inside radius)**	1.568
<u>11-WH-412</u>	2 x 5 x .250 x 20' White	2.024
<u>11-COLOR-420</u>	2.50 x 7 x .190 x 20' **	2.138

Painted Structural Angle - 6063-T6 Equal Leg

<u>11-WH-305</u>	3 x 3 x .375 x 20' White	2.474
------------------	--------------------------	-------

Painted Architectural Channel - 6063-T5

<u>52-63-8905</u>	2.375 x 2.125 x .125 x 24' 6" White	0.955
<u>52-63-8694</u>	2.625 x 2.125 x .125 x 24' White	0.994

Painted Square Tube - 6063-T6

<u>19-WH-204</u>	2 x .093 x 24' White	0.851
<u>19-MB-204</u>	2 x .093 x 24' Bronze	0.851
<u>19-BK-204</u>	2 x .093 x 24' Black	0.851
<u>19-IV-300</u>	2 x .125 x 24' Ivory	1.125
<u>19-WH-305</u>	2 x .125 x 24' 6" White	1.125
<u>19-MB-305</u>	2 x .125 x 24' 6" Bronze	1.125
<u>19-BG-305</u>	2 x .125 x 24' 6" Beige	1.125
<u>19-COLOR-212</u>	2 x .250 x 24' **	2.100
<u>19-WH-003</u>	3 x .093 x 24' White	1.298
<u>19-MB-003</u>	3 x .093 x 24' Bronze	1.298
<u>200-WH-027</u>	3 x .093 x 30' White	1.298
<u>200-MB-027</u>	3 x .093 x 30' Bronze	1.298
<u>19-WH-225</u>	3 x .125 x 20' White	1.726
<u>19-WH-220</u>	3 x .125 x 24' White	1.726
<u>19-MB-235</u>	3 x .125 x 24' Bronze	1.726
<u>19-IV-235</u>	3 x .125 x 24' Ivory	1.726
<u>19-BG-235</u>	3 x .125 x 24' Beige	1.726
<u>19-BK-235</u>	3 x .125 x 24' Black	1.726
<u>19-COLOR-240</u>	3 x .250 x 24' **	3.300
<u>19-WH-240R</u>	3 x .250 x 24' White (with Radius)	3.203
<u>52-COLOR-4424</u>	3.50 x .125 x 24' **	2.024
<u>19-WH-245</u>	4 x .125 x 20' White	2.325
<u>19-WH-400</u>	4 x .125 x 24' White	2.325
<u>19-MB-246</u>	4 x .125 x 24' Bronze	2.325
<u>19-IV-400</u>	4 x .125 x 24' Ivory	2.325
<u>19-BG-400</u>	4 x .125 x 24' Beige	2.325
<u>19-BK-400</u>	4 x .125 x 24' Black	2.325
<u>200-WH-028</u>	4 x .125 x 30' White	2.325
<u>200-MB-028</u>	4 x .125 x 30' Bronze	2.325
<u>19-WH-2500</u>	4 x .250 x 20' White	4.500
<u>19-MB-2500</u>	4 x .250 x 24' Bronze	4.500
<u>19-IV-2500</u>	4 x .250 x 24' Ivory	4.500
<u>19-BG-2500</u>	4 x .250 x 24' Beige	4.500
<u>19-WH-2501</u>	4 x .250 x 24' 6" White	4.500
<u>56-WH-035</u>	4.50 x .093 x 24' White (.125 Radius)	1.955
<u>56-MB-035</u>	4.50 x .093 x 24' Bronze (.125 Radius)	1.955
<u>200-WH-260</u>	6 x .125 x 24' White	3.525
<u>200-WH-265</u>	6 x .125 x 30' White	3.525
<u>200-MB-260</u>	6 x .125 x 24' Bronze	3.525
<u>200-MB-265</u>	6 x .125 x 30' Bronze	3.525

**COLOR - Available in:

White (WH), Bronze (MB), Ivory (IV), Beige (BG)

Painted Scalloped Square Tube, Rectangular & Round Tubes are listed next page (Stand 36)

Standards 35



EMS FL

1-800-432-2204
(561) 588-4780 - fax

EMS NC

1-800-343-8154
(704) 391-2267 - fax

EMS TX

1-800-996-6061
(281) 656-2297 - fax

EMS MO

1-888-822-6061
(314) 344-3349 - fax

Eastern Metal Supply Additional Locations: West Palm Beach & Lakeland, FL; Newark, DE; Akron, OH, Van Buren, AR; Atlanta, GA and Dallas, TX

Quality Shapes In Aluminum [website: www.EasternMetal.com](http://www.EasternMetal.com) [e-mail: info@EasternMetal.com](mailto:info@EasternMetal.com) [version: 01/24/20](#)

Painted Aluminum Extrusions

3" Fluted/Scalloped Square Tube

Stock Code	Size in Inches (E x M x S Color)	Approx. Wt/Lin ft.
42-WH-003 (MO)	3" x 20' White	0.757
200-WH-017	3" x 24' White	0.757
200-MB-017	3" x 24' Bronze	0.757
200-WH-018	3" x 30' White	0.757
200-MB-018	3" x 30' Bronze	0.757

Rect. Aluminum Painted Tube - 6063-T6

20-WH-226	1 x 2 x .062 x 24' White	0.428
20-MB-226	1 x 2 x .062 x 24' Bronze	0.428
20-WH-227	1 x 2 x .093 x 24' White	0.628
20-MB-228	1 x 2 x .093 x 24' Bronze	0.628
20-BK-227	1 x 2 x .093 x 24' Black	0.628
20-WH-231	1 x 2 x .125 x 24' White	0.824
20-MB-231	1 x 2 x .125 x 24' Bronze	0.824
20-IV-231	1 x 2 x .125 x 24' Ivory	0.824
20-BG-231	1 x 2 x .125 x 24' Beige	0.824
20-WH-2320	1 x 2-3/4 x .375/.125 x 24'	1.508
20-MB-2320	1 x 2-3/4 x .375/.125 x 24'	1.508
20-WH-230	1 x 3 x .125 x 24' White	1.125
20-MB-232	1 x 3 x .125 x 24' Bronze	1.125
20-IV-230	1 x 3 x .125 x 24' Ivory	1.125
20-BG-230	1 x 3 x .125 x 24' Beige	1.125
20-COLOR-235	1 x 4 x .125 x 24' **	1.425
20-WH-2350	1 x 4 x .375/.125 White	1.874
20-MB-2350	1 x 4 x .375/.125 Bronze	1.874
20-WH-229	2 x 3 x .090 x 24' White	1.041
20-MB-229	2 x 3 x .090 x 24' Bronze	1.041
20-WH-290	2 x 3 x .125 x 24' 6" White	1.426
20-MB-290	2 x 3 x .125 x 24' 6" Bronze	1.426
20-IV-290	2 x 3 x .125 x 24' 6" Ivory	1.426
20-BG-290	2 x 3 x .125 x 24' 6" Beige	1.426
20-WH-280	2 x 4 x .125 x 24' White	1.725
20-MB-280	2 x 4 x .125 x 24' Bronze	1.725
20-IV-280	2 x 4 x .125 x 24' Ivory	1.725
20-BG-280	2 x 4 x .125 x 24' Beige	1.725
20-COLOR-281	2 x 4 x .250 x 24' **	3.300
MILL ORDER 20-WH-100	2 x 5 x .093 x 24' White	1.520
20-WH-250	2 x 5 x .125 x 24' White	2.025
20-MB-250	2 x 5 x .125 x 24' Bronze	2.025
52-63-1955	2 x 6 x .125 x 24' 6" White	2.327
20-MB-260	2 x 6 x .125 x 24' Bronze	2.327
20-IV-260	2 x 6 x .125 x 24' Ivory	2.327
20-BG-260	2 x 6 x .125 x 24' Beige	2.327
20-WH-293	2 x 6 x .250 x 24' White	4.500
20-MB-293	2 x 6 x .250 x 24' Bronze	4.500
20-WH-295	2 x 8 x .125 x 24' White	2.962
20-MB-295	2 x 8 x .125 x 24' Bronze	2.962
20-BG-295	2 x 8 x .125 x 24' Beige	2.962
20-WH-300	3 x 4 x .125 x 24' White	2.074
52-63-4427	3 x 4 x .125 x 24' Bronze	2.074
52-BG-6761	3 x 4 x .125 x 24' Beige	2.074
52-IV-6761	3 x 4 x .125 x 24' Ivory	2.074
20-WH-303	3 x 6 x .125 x 24' White	2.625
20-COLOR-803	4 x 6 x .125 x 24' **	2.925
20-COLOR-805	4 x 6 x .250 x 20' **	5.700

Painted Round Tube - 6063-T52

Stock Code	Size in Inches (E x M x S Color)	Approx. Wt/Lin ft.
17-WH-135	1-1/2 x 1/8 x 24' White	0.635
17-MB-135	1-1/2 x 1/8 x 24' Bronze	0.635
52-63-9775	Insert for 1-1/2 x 1/8 Tube (Mill Finish)	0.347
52-WH-11796	3 x .055 x 12' White	0.611
52-WH-11797	3 x .055 x 17' White	0.611

Anodized Square Aluminum Tube

56-63-003	4 x .125 (w/rad 204R1 Anod) x 24' 2"	2.374
56-63-010	4 x .150 (w/rad 204R1 Anod) x 22'	2.772
56-63-037	6 x .150 x 24' 6" (6063-T6 w/rad 204R1 Anod)	4.204

Anodized Rectangular Aluminum Tube

20-ANOD-235	1 x 4 x .125 (202R1 Anodized)	1.425
52-63-13710	2 x 6 x .125 (202-R1 Anodized)	2.327
52-63-13711	2 x 6 x .250 (202-R1 Anodized)	4.500
56-63-004	4 x 6 x .15 x 24' 2" (w/rad 204R1 Anod)	3.480
56-63-014	4 x 8 x .19/.15 (w/rad 204R1 Anod)	4.567
56-63-017	6 x 8 x .188 (w/rad) 204R1 6063-T6 x 25'	6.196
56-63-018	6 x 8 x .188 (w/rad) 204R1 6063-T6 x 30'	6.196
56-63-025	6 x 10 x .19 (w/rad) 204R1 6063-T6 x 25'	7.171
56-63-026	6 x 10 x .19 (w/rad) 204R1 6063-T6 x 30'	7.171

Anodized 5005 Sheet (PVC Coating one side)

Stock Code	Anod.	Size in Inches	Approx. Wt/Sheet
50-CA-99	Clear	.032 x 48 x 96	14.45
50-CA-100	Clear	.032 x 48 x 120	18.06
50-03-179 (NC)	Clear	.040 x 48 x 120	22.80
50-CA-105	Clear	.040 x 48 x 120	22.80
50-CA-149	Clear	.063 x 48 x 120	35.40
50-CA-150	Clear	.063 x 48 x 144	42.70
50-BRZ-317 (NC)	Bronze	.040 x 48 x 120	23.00
50-LADB-105	Extra Dark	.040 x 48 x 120	22.80

**COLOR - Available in:

White (WH), Bronze (MB), Ivory (IV), Beige (BG)

Other ANODIZED items can be found in the Following catalog sections:

- Architectural Canopies, Walkways & Carports (Arch 05-13)
 - Marine Pipe Accessories • Window Treatments
- Also see Alodine Sheet & Blanks (Standards 08)

Touch Up Spray Paint

16 ounce cans

Stock Code	Color
35-00-100	White
35-00-100G	White Gloss
35-00-105	Bronze
35-00-105G	Bronze Gloss
35-00-110	Ivory Gloss
35-00-115 (TX)	Beige
35-00-115G	Beige Gloss
35-00-120	Black
35-00-120G	Black Gloss

Standards 36



EMS FL

1-800-432-2204
(561) 588-4780 - fax

EMS NC

1-800-343-8154
(704) 391-2267 - fax

EMS TX

1-800-996-6061
(281) 656-2297 - fax

EMS MO

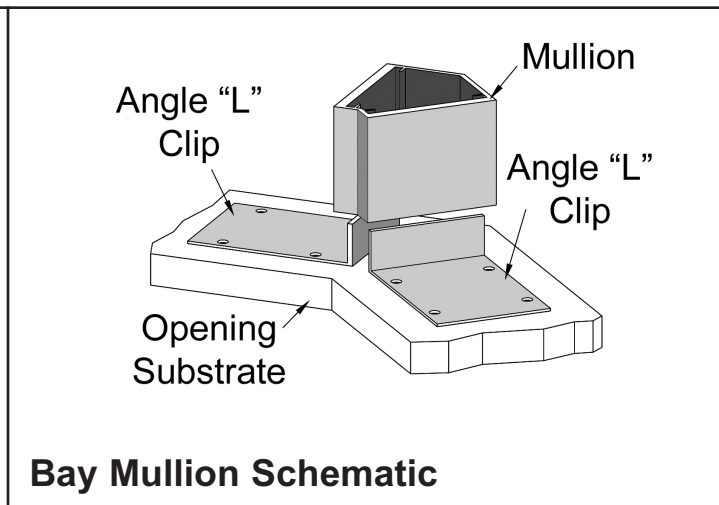
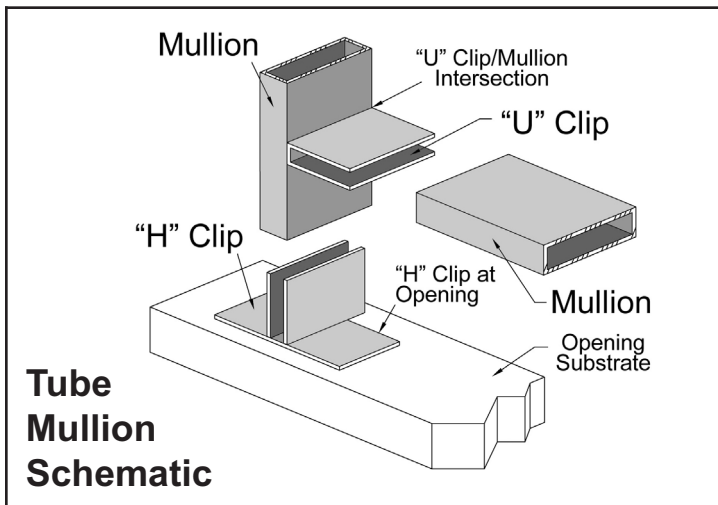
1-888-822-6061
(314) 344-3349 - fax

Eastern Metal Supply
Quality Shapes In Aluminum

Additional Locations: West Palm Beach & Lakeland, FL; Newark, DE; Akron, OH, Van Buren, AR; Atlanta, GA and Dallas, TX
website: www.EasternMetal.com e-mail: info@EasternMetal.com version: 01/16/20

Engineered Window Mullion and Clip Extrusions

Our mullions can be used with any Approved Fenestration Product, under separate approval.
 Florida Building Code Approved by Engineering - Tube Mulls: FL17472.2 • Bay/Bow Mulls: FL17472.1



1 x 3-1/8 Light Mullion x 24'
 Wall: 1/8" & 3/8"
54314-MBP-1 Bronze
54314-WHP-1 White
54314-DS-1 Desert Sand

1 x 3-1/8 Heavy Mullion x 24'
 Wall: 1/8" & 5/8"
54315-MBP-1 Bronze
54315-WHP-1 White

1-1/4 x 3 Mullion x 24'
 Wall: .281"
56371-MBP-1 Bronze
56371-WHP-1 White

1 x 4 Mullion x 24'
 Wall: 1/4"
610236-MBP-1 Bronze
610236-WHP-1 White

2 x 4 Mullion x 24'
 Wall: 1/4"
35097-MBP-1 Bronze
35097-WHP-1 White

2 x 6 Mullion x 24'
 Wall: 1/4"
610068-MBP-1 Bronze
610068-WHP-1 White

Additional Mullions and Clips available next page

Standards 37



EMS FL
 1-800-432-2204
 (561) 588-4780 - fax

EMS NC
 1-800-343-8154
 (704) 391-2267 - fax

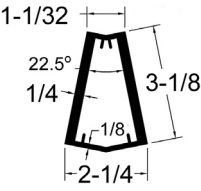
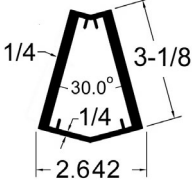
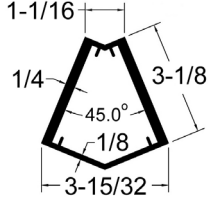
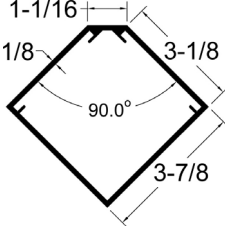
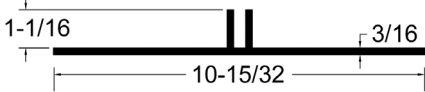
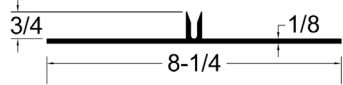
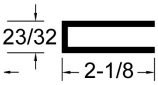
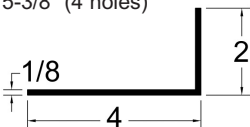
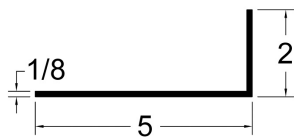
EMS TX
 1-800-996-6061
 (281) 656-2297 - fax

EMS MO
 1-888-822-6061
 (314) 344-3349 - fax

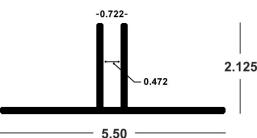
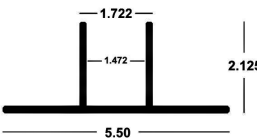
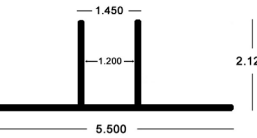
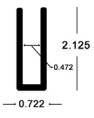
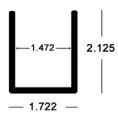
Eastern Metal Supply Additional Locations: West Palm Beach & Lakeland, FL; Newark, DE; Akron, OH, Van Buren, AR; Atlanta, GA and Dallas, TX
 Quality Shapes In Aluminum [website: www.EasternMetal.com](http://www.EasternMetal.com) [e-mail: info@EasternMetal.com](mailto:info@EasternMetal.com) [version: 03/26/19](#)

Engineered Window Mullion and Clip Extrusions

Our mullions can be used with any Approved Fenestration Product, under separate approval.
 Florida Building Code Approved by Engineering - Tube Mulls: FL17472.2 • Bay/Bow Mulls: FL17472.1

<p>22.5° Mullion x 24' 54306-MBP-1 Bronze 54306-WHP-1 White</p> 	<p>30° Mullion x 24' 59701-MBP-1 Bronze 59701-WHP-1 White</p> 	<p>45° Mullion x 24' 54308-MBP-1 Bronze 54308-WHP-1 White</p> 
<p>90° Mullion x 24' 54307-MBP-1 Bronze 54307-WHP-1 White</p> 	<p>1 x 3-1/8 Mullion Clip x 12' 54316-63-1 Mill Finish <i>Mates with 1 x 3-1/8 Mullions</i></p> <p>Fabbed for 1 x 3-1/8 Light Mullion 80000 x 2-1/4" (6 holes) Fabbed for 1 x 3-1/8 Heavy Mullion 80001 x 1-3/4" (6 holes)</p> 	<p>1 x 4 Mullion Clip x 12' 54442-63-1 Mill Finish <i>Mates with 1 x 4 Mullion</i></p> <p>Fabbed for 1 x 4 Mullion 80009 x 3-3/8" (8 holes)</p> 
<p>1 x 3-1/8 Mullion U-Clip x 12' 52-63-11886 Mill Finish <i>Mates with 1 x 3-1/8 Mullions</i></p> <p>Fabbed for 1 x 3-1/8 Light Mullion 80008 x 2-1/4" (3 holes) Fabbed for 1 x 3-1/8 Heavy Mullion 80007 x 1-3/4" (3 holes)</p> 	<p>2 x 4 x 1/8 Angle L-Clip x 20' 11-63-395 Mill Finish <i>Mates with 2 x 4 Mullion</i></p> <p>Fabbed for 22.5° Mullion; 45° Mullion; 90° Mullion 80006 x 2-3/4" (4 holes) Fabbed for 1 x 4 Mullion; 2 x 4 Mullion 80004 x 3-3/8" (4 holes) Fabbed for 2 x 6 Mullion 80005 x 5-3/8" (4 holes)</p> 	<p>2 x 5 x 1/8 Angle L-Clip x 20' 11-63-405 Mill Finish <i>Mates with 2 x 5 Mullion</i></p> <p>Fabbed for 1 x 3-1/8 Light Mullion 80002 x 2-1/4" (3 holes) Fabbed for 1 x 3-1/8 Heavy Mullion 80003 x 1-3/4" (3 holes) Fabbed for 1-1/4 x 3 Heavy Mullion 80011 x 7/8" (3 holes)</p> 

Non-Engineered Window Mullion and Clip Extrusions

<p>1" Clip x 12' 52-63-8745 <i>Inserts into 20-WH/MB-2320 and 20-WH/MB-2350</i></p> 	<p>2" Clip x 12' 52-63-8746 <i>Inserts into 2" Rect Tube (.125 Wall)</i></p> 	<p>2" Clip x 12' 52-63-11885 <i>Inserts into a 2" Rect Tube (.250 wall)</i></p> 	<p>1" Inside U-Clip x 12' 52-63-11886 <i>Inserts into 1" Rect Tube (.125 Wall)</i></p>  <p>2" Inside U-Clip x 12' 52-63-11887 <i>Inserts into 2" Rect Tube (.125 Wall)</i></p> 	<p>1 x 2-3/4 Mullion Bars x 24' Wall: .375/.125 20-MB-2320 Bronze 20-WH-2320 White</p> <p>1 x 4 Mullion Bars x 24' Wall: .375/.125 20-MB-2350 Bronze 20-WH-2350 White</p> <p>Additional Painted Bars on Standards p36</p>
<p>Standards 38</p>				



EMS FL	EMS NC	EMS TX	EMS MO
1-800-432-2204 (561) 588-4780 - fax	1-800-343-8154 (704) 391-2267 - fax	1-800-996-6061 (281) 656-2297 - fax	1-888-822-6061 (314) 344-3349 - fax
Additional Locations: West Palm Beach & Lakeland, FL; Newark, DE; Akron, OH, Van Buren, AR; Atlanta, GA and Dallas, TX			
website: www.EasternMetal.com e-mail: info@EasternMetal.com version: 07/17/19			

Eastern Metal Supply
 Quality Shapes In Aluminum